



FLUOROPOLYMER - INSULATED WIRES AND CABLES





ABOUT THE **COMPANY**

Casmo cable was established by a group of seasoned veterans from the high-temperature specialty cable industry, bringing together extensive knowledge and experience in sales, production, and quality control.

We share a united vision: to provide world-class solutions for specialty cables designed to withstand extreme environments.

At Casmo cable, we are not just a manufacturer of specialized high-temperature wires and cables. We are an innovative global solutions provider with over 20 years of expertise. Our reach extends across diverse industries delivering not only conventional products, but also custom solutions tailored to meet our clients' most demanding applications.

THERMAL CLASSIFICATION OF INSULATIONS



A cable's quality is
only as robust as
the rigorous
testing it
undergoes before
its deployment.

At Casmo cable, we house a team of brilliant minds, continuously seeking intelligent solutions to multifaceted challenges faced by our high-temperature specialty cables. Be it enduring millions of cycles, extreme mechanical and chemical loads, or navigating compact hybrid solutions, we rise to meet each unique circumstance.

To guarantee flawless performance, our cables are subject to stringent testing at our state-of-the-art facilities. We proudly call it CasmoLab. Here, we put our cables through a spectrum of trials, pushing them to their limits. We expose them to extreme physical stress, replicate their lifecycle in accelerated aging chambers, and test their resistance to high voltage and temperature fluctuations.



CASFLON™ UL/cUL FEP Insulation

Insulation Material	UL Style	Temperature Rating	Voltage Rating	Insulation Wall Thickness (mm)	AWG Size Range	Conductor Types	Page
FEP	1330	200	600	.020 (.51)	10-30	Ni, NPC, SPC, TPC	23
				.030 (.76)	2-8		
				.045 (1.14)	4/10-1		
FEP	1331	150	600	.020 (.51)	10-30	Ni, NPC, SPC, TPC	09
				.030 (.76)	2-8		
				.045 (1.14)	4/10-1		
FEP	1332	200	300	.013 (.33)	10-30	Ni, NPC, SPC, TPC	25
FEP	1333	150	300	.013 (.33)	10-30	Ni, NPC, SPC, TPC	10
FEP	1577	200	—	.012 (0.31)	16-32	Ni, NPC, SPC, TPC	26
FEP	1591	150	300	.016 (.41)	16-32	Ni, NPC, SPC, TPC	11
FEP	1723	200	—	.010 (.26)	16-32	BC,NPC,SPC	32
FEP	1887	150	600	.014 (.36)	10-30	Ni, NPC, SPC, TPC	17
				.020 (.51)	2-8		
				.030 (.76)	4/10-1		



COPYRIGHT

This document is protected under copyright law and is the property of Casmocable. Data contained herein is confidential to Casmocable and this document and/or any part of the data contained herein may not be copied, duplicated, or released for the manufacturing or sale of equipment outside of Casmocable or any affiliates without the prior written authorization of Casmocable.

CAUTION

The information included in this catalog is intended as a guideline only. For applications that require tight tolerances, please contact Casmocable for dimensional verification. Information herein is believed to be accurate as of the publication date; however, if an error exists it is unintentional and Casmocable is not responsible for any claim traceable to such error.

CASFLON™ UL/cUL PFA Insulation

Insulation Material	UL Style	Temperature Rating	Voltage Rating	Insulation Wall Thickness (mm)	AWG Size Range	Conductor Types	Page
PFA	1709	200	300	0.013(.33)	10–32	BC, NC, Ni, NPC, SPC, TPC	28
PFA	1710	200	600	.020(.51)	10–32	BC, NC, Ni, NPC, SPC, TPC	30
				.030(.76)	2–8		
				.045 (1.14)	4/0–1		
PFA	1726	250	300	.0055 (.14)	20–38	Ni, NC, NPC, SPC	43
				.008 (.20)	15–19		
				.013 (.33)	10–14		
				.020 (.51)	8		
PFA	1727	250	600	.020(.51)	10–32	NC, Ni, NPC, SPC	45
				.030 (.76)	2–8		
				.045 (1.14)	4/0–1		
PFA	1857	150	150	.010(.26)	16–32	BC, NC, Ni, NPC, SPC, TPC	12
PFA	1858	150	300	.013(.33)	10–32	BC, NC, Ni, NPC, SPC, TPC	13
PFA	1859	150	600	.020(.51)	10–32	BC, NC, Ni, NPC, SPC, TPC	15
				.030 (.76)	2–8		
				.045 (1.14)	4/0–1		
PFA	1860	200	150	.010(.26)	16–32	BC, NC, Ni, NPC, SPC, TPC	34
PFA	1882	250	150	.009(.23)	16–32	BC, NPC, SPC	49
PFA	1929	200	300	0.013(.33)	10–32	BC, NC, Ni, NPC, SPC, TPC	28
PFA	1930	200	600	.020(.51)	10–32	BC, NC, Ni, NPC, SPC, TPC	30
				.030(.76)	2–9		
				.045 (1.14)	4/0–1		
PFA	10142	250	600	.022(.56)	24–10	BC, NPC, SPC	50
PFA	10362	250	600	.010(.26)	10–30	BC, NPC, SPC	51
				.030(.76)	2–9		
				.045(1.14)	4/0–1		
PFA	10486	250	300	.009(.23)	10–32	BC, NPC, SPC	54
				.020(.51)	6–8		
				.030(.76)	2–4		
				.045(1.14)	4/0–1		
PFA	10818	250	600	.020(.51)	12–40	BC, NPC, SPC	56
				.030(.76)	2–11		
				.045(1.14)	4/0–1		
PFA	11063	150	600	.015(.38)	12–36	BC, NPC, SPC	19
				.023(.58)	2–11		



COPYRIGHT

This document is protected under copyright law and is the property of Casmocable. Data contained herein is confidential to Casmocable and this document and/or any part of the data contained herein may not be copied, duplicated, or released for the manufacturing or sale of equipment outside of Casmocable or any affiliates without the prior written authorization of Casmocable.

CAUTION

The information included in this catalog is intended as a guideline only. For applications that require tight tolerances, please contact Casmocable for dimensional verification. Information herein is believed to be accurate as of the publication date; however, if an error exists it is unintentional and Casmocable is not responsible for any claim traceable to such error.

CASFLON™ UL/cUL PTFE & ETFE Insulation

Insulation Material	UL Style	Temperature Rating	Voltage Rating	Insulation Wall Thickness (mm)	AWG Size Range	Conductor Types	Page
PTFE	1164	150	300	.013(.33)	10–32	Ni,NPC,SPC	04
PTFE	1180	200	300	.013(.33)	10–32	Ni,NPC,SPC	20
PTFE	1198	150	600	.020(.51)	10–32	Ni,NPC,SPC	06
				.030 (.76)	8		
PTFE	1199	200	600	.020(.51)	10–32	Ni,NPC,SPC	22
				.030 (.76)	8		
PTFE	1212	80	—	.008(.21)	10–36	Ni,NPC,SPC	07
PTFE	1213	105	—	.008(.21)	10–36	Ni,NPC,SPC	07
PTFE (mineral-filled)	1570	250	600	.020 (.51)	12–24	Ni,NPC,SPC	39
				.030(.76)	8–10		
PTFE	1584	200	1000	.022(.56)	10–32	Ni,NPC,SPC	41
PTFE	1659	250	600	.020(.51)	10–26	Ni,NPC,SPC	42
				.030 (.76)	8		
PTFE	1815	250	300	.013(.33)	10–32	Ni,NPC,SPC	47
PTFE	10393	250	600	.013(.33)	10–32	BC,NPC,SP	52
PTFE	10580	200	300	.010(.26)	10–30	BC,NPC,SPC	38
				.015(.38)	2–8		
				.020(.51)	4/0–1		
PTFE	10086	105	300	.008(.21)	18-30	BC,NPC,SPC	35
		150					
		200					
ETFE	10133	150	600	.010(.26)	14-30	BC,NPC,SPC	37
				.015(.38)	10-12		
		200		.025(.64)	4-8		
				.035(.89)	1-3		
				.045(1.14)	4/0-1/0		



COPYRIGHT

This document is protected under copyright law and is the property of Casmocable. Data contained herein is confidential to Casmocable and this document and/or any part of the data contained herein may not be copied, duplicated, or released for the manufacturing or sale of equipment outside of Casmocable or any affiliates without the prior written authorization of Casmocable.

CAUTION

The information included in this catalog is intended as a guideline only. For applications that require tight tolerances, please contact Casmocable for dimensional verification. Information herein is believed to be accurate as of the publication date; however, if an error exists it is unintentional and Casmocable is not responsible for any claim traceable to such error.



CASFLON™ 150 UL/cUL

STYLE NAME	PAGE
Style 1164	04
Style 1198	06
Style 1212/1213	07
Style 1331	09
Style 1333	10
Style 1591	11
Style 1857	12
Style 1858	13
Style 1859	15
Style 1887	17
Style 11063	19



CASFLON™ 150 UL/cUL

Style 1164

-65°C to +200°C / 150°C, 300V

Construction

Type: electrical wire

Core: bare, tin-plated, nickel-plated, or silver-plated copper

Insulation: PTFE

Production

Range width: AWG 32 to 10

Options: Please consult us for any special requirements

Application

General use: internal cabling for electrical appliances or electronic appliances

Industry: cabling for industrial machines

Electromechanics: cabling for rotating machines

Household appliances: cabling for household electrical heating appliances

General characteristics

Weather conditions: excellent resistance to UV

Chemical behaviors: excellent resistance to aggressive chemical environments

Humidity: excellent resistance to humidity

Mechanical behaviors: excellent mechanical strength

Thermal characteristics

Operating temperature: -65°C to +150°C

Electrical characteristics

Operating Voltage: 600V

Test voltage: 2000 V

Approvals - Standards

"Horizontal flame": as per UL approval

"FT1 flame rating": as per UL approval

"VW-1 flame test": as per UL approval

UL approval: as per standard UL 758

Casmoc Part No.	Wire gauge	Conductor structure			Conductor Diameter		Wall thickness		Final O.D.		Approx. Wt.	
	(AWG)	# Strands	Diam. Of Strands		(in)	(mm)	(in)	(mm)	(in)	(mm)	(lb./kft)	(kg/km)
			(in)	(mm)								
1210101	10	37	0.017	0.43	0.119	3.01	0.020	0.51	0.159	4.03	41.80	62.20
1210102	12	19	0.019	0.49	0.096	2.45	0.020	0.51	0.137	3.47	28.10	41.82
1210103	14	19	0.015	0.37	0.073	1.85	0.020	0.51	0.113	2.87	18.70	24.40
1210104	16	19	0.012	0.3	0.059	1.5	0.020	0.51	0.099	2.52	13.30	16.40
1210105	17	19	0.010	0.26	0.051	1.3	0.020	0.51	0.091	2.32	11.95	14.80
1210106	18	19	0.009	0.23	0.045	1.15	0.020	0.51	0.085	2.17	10.60	13.10
1210107	20	19	0.007	0.19	0.037	0.95	0.020	0.51	0.078	1.97	7.71	11.47
		1	0.031	0.8	0.031	0.8	0.020	0.51	0.072	1.82	7.00	10.42
1210108	22	19	0.006	0.16	0.031	0.8	0.020	0.51	0.072	1.82	5.78	8.60
		1	0.026	0.65	0.026	0.65	0.020	0.51	0.066	1.67	5.03	7.49
1210109	24	7	0.008	0.2	0.024	0.6	0.020	0.51	0.064	1.62	4.49	6.68
		1	0.020	0.5	0.020	0.5	0.020	0.51	0.060	1.52	4.01	5.97
1210110	26	7	0.006	0.16	0.019	0.48	0.020	0.51	0.059	1.50	3.65	5.43
		1	0.016	0.4	0.016	0.4	0.020	0.51	0.056	1.42	3.27	4.87
1210111	28	7	0.005	0.12	0.014	0.36	0.020	0.51	0.054	1.38	2.92	4.35
		1	0.013	0.32	0.013	0.32	0.020	0.51	0.053	1.34	2.78	4.14
1210112	30	7	0.004	0.1	0.012	0.3	0.020	0.51	0.052	1.32	2.53	3.76
		1	0.010	0.254	0.010	0.254	0.020	0.51	0.050	1.274	2.47	3.68



COPYRIGHT

This document is protected under copyright law and is the property of Casmoc Cable. Data contained herein is confidential to Casmoc Cable and this document and/or any part of the data contained herein may not be copied, duplicated, or released for the manufacturing or sale of equipment outside of Casmoc Cable or any affiliates without the prior written authorization of Casmoc Cable.

CAUTION

The information included in this catalog is intended as a guideline only. For applications that require tight tolerances, please contact Casmoc Cable for dimensional verification. Information herein is believed to be accurate as of the publication date; however, if an error exists it is unintentional and Casmoc Cable is not responsible for any claim traceable to such error.



CASFLON™ 150 UL/cUL

Style 1164

-65°C to +150°C, 300V

Casmocable Part No.	Wire gauge	Conductor structure			Conductor Diameter		Wall thickness		Final O.D.		Approx. Wt.	
	(AWG)	# Strands	Diam. Of Strands		(in)	(mm)	(in)	(mm)	(in)	(mm)	(lb./kft)	(kg/km)
			(in)	(mm)								
1210113	32	7	0.003	0.08	0.009	0.24	0.013	0.33	0.035	0.90	1.29	1.92
		1	0.008	0.20	0.008	0.2	0.013	0.33	0.034	0.86	1.09	1.62



COPYRIGHT

This document is protected under copyright law and is the property of Casmocable. Data contained herein is confidential to Casmocable and this document and/or any part of the data contained herein may not be copied, duplicated, or released for the manufacturing or sale of equipment outside of Casmocable or any affiliates without the prior written authorization of Casmocable.

CAUTION

The information included in this catalog is intended as a guideline only. For applications that require tight tolerances, please contact Casmocable for dimensional verification. Information herein is believed to be accurate as of the publication date; however, if an error exists it is unintentional and Casmocable is not responsible for any claim traceable to such error.



CASFLON™ 150 UL/cUL

Style 1198

-65°C to +150°C / 200°C, 600V

Construction

Type: electrical wire

Core: bare, tin-plated, nickel-plated, or silver-plated copper

Insulation: PTFE

Production

Range width: AWG 30 to 10

Options: Please consult us for any special requirements

Application

General use: internal cabling for electrical appliances or electronic appliances

Industry: cabling for industrial machines

Electromechanics: cabling for rotating machines

Household appliances: cabling for household electrical heating appliances

General characteristics

Weather conditions: excellent resistance to UV

Chemical behaviors: excellent resistance to aggressive chemical environments

Humidity: excellent resistance to humidity

Mechanical behaviors: excellent mechanical strength

Thermal characteristics

Operating temperature: -65°C to +150°C

Electrical characteristics

Operating Voltage: 600V

Test voltage: 2000 V

Approvals - Standards

"Horizontal flame": as per UL approval

"FT1 flame rating": as per UL approval

"VW-1 flame test": as per UL approval

UL approval: as per standard UL 758

Casmoc Part No.	Wire gauge	Conductor structure		Conductor Diameter		Wall thickness		Final O.D.		Approx. Wt.	
	(AWG)	# Strands	Diam. Of Strands (in) (mm)	(in)	(mm)	(in)	(mm)	(in)	(mm)	(lb./kft)	(kg/km)
1210301	10	37	0.017 0.43	0.119	3.01	0.020	0.51	0.159	4.03	41.80	62.20
1210302	12	19	0.019 0.49	0.096	2.45	0.020	0.51	0.137	3.47	28.10	41.82
1210303	14	19	0.015 0.37	0.073	1.85	0.020	0.51	0.113	2.87	18.70	24.40
1210304	16	19	0.012 0.3	0.059	1.5	0.020	0.51	0.099	2.52	13.30	16.40
1210305	17	19	0.010 0.26	0.051	1.3	0.020	0.51	0.091	2.32	11.95	14.80
1210306	18	19	0.009 0.23	0.045	1.15	0.020	0.51	0.085	2.17	10.60	13.10
1210307	20	19	0.007 0.19	0.037	0.95	0.020	0.51	0.078	1.97	7.71	11.47
		1	0.031 0.8	0.031	0.8	0.020	0.51	0.072	1.82	7.00	10.42
1210308	22	19	0.006 0.16	0.031	0.8	0.020	0.51	0.072	1.82	5.78	8.60
		1	0.026 0.65	0.026	0.65	0.020	0.51	0.066	1.67	5.03	7.49
1210309	24	7	0.008 0.2	0.024	0.6	0.020	0.51	0.064	1.62	4.49	6.68
		1	0.020 0.5	0.020	0.5	0.020	0.51	0.060	1.52	4.01	5.97
1210310	26	7	0.006 0.16	0.019	0.48	0.020	0.51	0.059	1.50	3.65	5.43
		1	0.016 0.4	0.016	0.4	0.020	0.51	0.056	1.42	3.27	4.87
1210311	28	7	0.005 0.12	0.014	0.36	0.020	0.51	0.054	1.38	2.92	4.35
		1	0.013 0.32	0.013	0.32	0.020	0.51	0.053	1.34	2.78	4.14
1210312	30	7	0.004 0.1	0.012	0.3	0.020	0.51	0.052	1.32	2.53	3.76
		1	0.010 0.254	0.010	0.254	0.020	0.51	0.050	1.274	2.47	3.68



COPYRIGHT

This document is protected under copyright law and is the property of Casmoc Cable. Data contained herein is confidential to Casmoc Cable and this document and/or any part of the data contained herein may not be copied, duplicated, or released for the manufacturing or sale of equipment outside of Casmoc Cable or any affiliates without the prior written authorization of Casmoc Cable.

CAUTION

The information included in this catalog is intended as a guideline only. For applications that require tight tolerances, please contact Casmoc Cable for dimensional verification. Information herein is believed to be accurate as of the publication date; however, if an error exists it is unintentional and Casmoc Cable is not responsible for any claim traceable to such error.



CASFLON™ 150 UL/cUL

Style 1212/1213

-65°C to +80°C / 105°C

Construction

Type: electrical wire

Core: bare, tin-plated, nickel-plated, or silver-plated copper

Insulation: PTFE

Production

Range width: AWG 36 to 10

Options: Please consult us for any special requirements

Application

General use: internal cabling for electrical appliances or electronic appliances

Industry: cabling for industrial machines

Electromechanics: cabling for rotating machines

Household appliances: cabling for household electrical heating appliances

General characteristics

Weather conditions: excellent resistance to UV

Chemical behaviors: excellent resistance to aggressive chemical environments

Humidity: excellent resistance to humidity

Mechanical behaviors: excellent mechanical strength

Thermal characteristics

Operating temperature: -65°C to +80°C / 105°C

Electrical characteristics

Operating Voltage: no requirements

Test voltage: 1500 V

Approvals - Standards

"Horizontal flame": as per UL approval

"FT1 flame rating": as per UL approval

"VW-1 flame test": as per UL approval

UL approval: as per standard UL 758

Casmoc Part No.	Wire gauge	Conductor structure		Conductor Diameter		Wall thickness		Final O.D.		Approx. Wt.		
	(AWG)	# Strands	Diam. Of Strands		(in)	(mm)	(in)	(mm)	(in)	(mm)	(lb./kft)	(kg/km)
			(in)	(mm)								
1110101	10	37	0.017	0.43	0.119	3.01	0.008	0.21	0.135	3.43	34.90	51.93
1110102	12	19	0.019	0.49	0.096	2.45	0.008	0.21	0.113	2.87	23.47	34.93
1110103	14	19	0.015	0.37	0.073	1.85	0.008	0.21	0.089	2.27	15.00	22.32
1110104	16	19	0.012	0.3	0.059	1.5	0.008	0.21	0.076	1.92	9.70	14.43
1110105	17	19	0.010	0.26	0.051	1.3	0.008	0.21	0.068	1.72	8.05	11.97
1110106	18	19	0.009	0.23	0.045	1.15	0.008	0.21	0.062	1.57	6.39	9.51
1110107	20	19	0.007	0.19	0.037	0.95	0.008	0.21	0.054	1.37	4.16	6.19
		1	0.031	0.8	0.031	0.8	0.008	0.21	0.048	1.22	4.17	6.21
1110108	22	19	0.006	0.16	0.031	0.8	0.008	0.21	0.048	1.22	3.01	4.48
		1	0.026	0.65	0.026	0.65	0.008	0.21	0.042	1.07	2.23	3.32
1110109	24	7	0.008	0.2	0.024	0.6	0.008	0.21	0.040	1.02	2.16	3.21
		1	0.002	0.05	0.020	0.5	0.008	0.21	0.036	0.92	1.96	2.92
1110110	26	7	0.006	0.16	0.019	0.48	0.008	0.21	0.035	0.90	1.56	2.32
		1	0.016	0.4	0.016	0.4	0.008	0.21	0.032	0.82	1.37	2.04
1110111	28	7	0.005	0.12	0.014	0.36	0.008	0.21	0.031	0.78	1.32	1.96
		1	0.013	0.32	0.013	0.32	0.008	0.21	0.029	0.74	1.32	1.96
1110112	30	7	0.004	0.1	0.012	0.3	0.008	0.21	0.028	0.72	1.02	1.52
		1	0.010	0.25	0.010	0.254	0.008	0.21	0.027	0.67	0.86	1.28



COPYRIGHT

This document is protected under copyright law and is the property of Casmoc Cable. Data contained herein is confidential to Casmoc Cable and this document and/or any part of the data contained herein may not be copied, duplicated, or released for the manufacturing or sale of equipment outside of Casmoc Cable or any affiliates without the prior written authorization of Casmoc Cable.

CAUTION

The information included in this catalog is intended as a guideline only. For applications that require tight tolerances, please contact Casmoc Cable for dimensional verification. Information herein is believed to be accurate as of the publication date; however, if an error exists it is unintentional and Casmoc Cable is not responsible for any claim traceable to such error.



CASFLON™ 150 UL/cUL

Style 1212/1213

-65°C to +80°C / 105°C

Casmoc Part No.	Wire gauge	Conductor structure			Conductor Diameter		Wall thickness		Final O.D.		Approx. Wt.	
	(AWG)	# Strands	Diam. Of Strands		(in)	(mm)	(in)	(mm)	(in)	(mm)	(lb./kft)	(kg/km)
			(in)	(mm)								
1110113	32	7	0.003	0.08	0.009	0.24	0.008	0.21	0.026	0.66	0.78	1.17
		1	0.008	0.20	0.008	0.2	0.008	0.21	0.024	0.62	0.69	1.03
1110114	34	7	0.002	0.06	0.007	0.18	0.008	0.21	0.024	0.60	0.73	1.09
		1	0.006	0.16	0.006	0.16	0.008	0.21	0.023	0.58	0.67	1.00
1110115	36	7	0.002	0.05	0.006	0.15	0.008	0.21	0.022	0.57	0.52	0.77
		1	0.005	0.12	0.005	0.12	0.008	0.21	0.021	0.54	0.50	0.74



COPYRIGHT

This document is protected under copyright law and is the property of Casmoc Cable. Data contained herein is confidential to Casmoc Cable and this document and/or any part of the data contained herein may not be copied, duplicated, or released for the manufacturing or sale of equipment outside of Casmoc Cable or any affiliates without the prior written authorization of Casmoc Cable.

CAUTION

The information included in this catalog is intended as a guideline only. For applications that require tight tolerances, please contact Casmoc Cable for dimensional verification. Information herein is believed to be accurate as of the publication date; however, if an error exists it is unintentional and Casmoc Cable is not responsible for any claim traceable to such error.



CASFLON™ 150 UL/cUL

Style 1331

-65°C to +150°C, 600V

Casmoc Part No.	Wire gauge	Conductor structure			Conductor Diameter		Wall thickness		Final O.D.		Approx. Wt.	
	(AWG)	# Strands	Diam. Of Strands		(in)	(mm)	(in)	(mm)	(in)	(mm)	(lb./kft)	(kg/km)
			(in)	(mm)								
1311018	24	7	0.008	0.2	0.024	0.6	0.020	0.51	0.064	1.62	4.49	6.68
		1	0.020	0.5	0.020	0.5	0.020	0.51	0.060	1.52	4.01	5.97
1311019	26	7	0.006	0.16	0.019	0.48	0.020	0.51	0.059	1.50	3.65	5.43
		1	0.016	0.4	0.016	0.4	0.020	0.51	0.056	1.42	3.27	4.87
1311020	28	7	0.005	0.12	0.014	0.36	0.020	0.51	0.054	1.38	2.92	4.35
		1	0.013	0.32	0.013	0.32	0.020	0.51	0.053	1.34	2.78	4.14
1311021	30	7	0.004	0.1	0.012	0.3	0.020	0.51	0.052	1.32	2.53	3.76
		1	0.010	0.254	0.010	0.254	0.020	0.51	0.050	1.274	2.47	3.68
1311022	32	7	0.003	0.08	0.009	0.24	0.020	0.51	0.050	1.26	1.73	2.57
		1	0.008	0.20	0.008	0.2	0.020	0.51	0.048	1.22	1.68	2.50



COPYRIGHT

This document is protected under copyright law and is the property of Casmoc Cable. Data contained herein is confidential to Casmoc Cable and this document and/or any part of the data contained herein may not be copied, duplicated, or released for the manufacturing or sale of equipment outside of Casmoc Cable or any affiliates without the prior written authorization of Casmoc Cable.

CAUTION

The information included in this catalog is intended as a guideline only. For applications that require tight tolerances, please contact Casmoc Cable for dimensional verification. Information herein is believed to be accurate as of the publication date; however, if an error exists it is unintentional and Casmoc Cable is not responsible for any claim traceable to such error.



CASFLON™ 150 UL/cUL

Style 1333

-65°C to 150°C, 300V

Construction

Type: electrical wire

Core: bare, tin-plated, nickel-plated, or silver-plated copper

Insulation: FEP

Production

Range width: AWG 32 to 10

Options: Please consult us for any special requirements

Application

General use: internal cabling for electrical appliances or electronic appliances

Industry: cabling for industrial machines

Electromechanics: cabling for rotating machines

Household appliances: cabling for household electrical heating appliances

General characteristics

Weather conditions: excellent resistance to UV

Chemical behaviors: excellent resistance to aggressive chemical environments

Humidity: excellent resistance to humidity

Mechanical behaviors: excellent mechanical strength

Thermal characteristics

Operating temperature: -65°C to +150°C

Electrical characteristics

Operating Voltage: 300V

Test voltage: 1500 V

Approvals - Standards

"Horizontal flame": as per UL approval

"FT1 flame rating": as per UL approval

"VW-1 flame test": as per UL approval

UL approval: as per standard UL 758

Casmoc Part No.	Wire gauge	Conductor structure		Conductor Diameter		Wall thickness		Final O.D.		Approx. Wt.		
	(AWG)	# Strands	Diam. Of Strands (in)	(mm)	(in)	(mm)	(in)	(mm)	(in)	(mm)	(lb./kft)	(kg/km)
1310801	10	37	0.017	0.43	0.119	3.01	0.013	0.33	0.144	3.67	34.90	51.93
1310802	12	19	0.019	0.49	0.096	2.45	0.013	0.33	0.122	3.11	23.47	34.93
1310803	14	19	0.015	0.37	0.073	1.85	0.013	0.33	0.099	2.51	17.10	24.40
1310804	16	19	0.012	0.3	0.059	1.5	0.013	0.33	0.085	2.16	11.00	16.40
1310805	17	19	0.010	0.26	0.051	1.3	0.013	0.33	0.077	1.96	9.85	14.80
1310806	18	19	0.009	0.23	0.045	1.15	0.013	0.33	0.071	1.81	8.70	13.10
1310807	20	19	0.007	0.19	0.037	0.95	0.013	0.33	0.063	1.61	5.12	7.62
		1	0.031	0.8	0.031	0.8	0.013	0.33	0.057	1.46	5.03	7.49
1310808	22	19	0.006	0.16	0.031	0.8	0.013	0.33	0.057	1.46	4.29	6.38
		1	0.026	0.65	0.026	0.65	0.013	0.33	0.052	1.31	3.65	5.43
1310809	24	7	0.008	0.2	0.024	0.6	0.013	0.33	0.050	1.26	3.13	4.66
		1	0.020	0.5	0.020	0.5	0.013	0.33	0.046	1.16	3.13	4.66
1310810	26	7	0.006	0.16	0.019	0.48	0.013	0.33	0.045	1.14	2.36	3.51
		1	0.016	0.4	0.016	0.4	0.013	0.33	0.042	1.06	2.09	3.11
1310811	28	7	0.005	0.12	0.014	0.36	0.013	0.33	0.040	1.02	1.91	2.84
		1	0.013	0.32	0.013	0.32	0.013	0.33	0.039	0.98	1.68	2.50
1310812	30	7	0.004	0.1	0.012	0.3	0.013	0.33	0.038	0.96	1.52	2.26
		1	0.010	0.254	0.010	0.254	0.013	0.33	0.036	0.914	1.38	2.05



COPYRIGHT

This document is protected under copyright law and is the property of Casmoc Cable. Data contained herein is confidential to Casmoc Cable and this document and/or any part of the data contained herein may not be copied, duplicated, or released for the manufacturing or sale of equipment outside of Casmoc Cable or any affiliates without the prior written authorization of Casmoc Cable.

CAUTION

The information included in this catalog is intended as a guideline only. For applications that require tight tolerances, please contact Casmoc Cable for dimensional verification. Information herein is believed to be accurate as of the publication date; however, if an error exists it is unintentional and Casmoc Cable is not responsible for any claim traceable to such error.



CASFLON™ 150 UL/cUL

Style 1591

65°C to 150°C, 300V

Construction

Type: electrical wire

Core: bare, tin-plated, nickel-plated, or silver-plated copper

Insulation: FEP

Production

Range width: AWG 32 to 16

Options: Please consult us for any special requirements

Application

General use: internal cabling for electrical appliances or electronic appliances

Industry: cabling for industrial machines

Electromechanics: cabling for rotating machines

Household appliances: cabling for household electrical heating appliances

General characteristics

Weather conditions: excellent resistance to UV

Chemical behaviors: excellent resistance to aggressive chemical environments

Humidity: excellent resistance to humidity

Mechanical behaviors: excellent mechanical strength

Thermal characteristics

Operating temperature: -65°C to +150 °C

Electrical characteristics

Operating Voltage: 300V

Test voltage: 1500 V

Approvals - Standards

"Horizontal flame": as per UL approval

"FT1 flame rating": as per UL approval

"VW-1 flame test": as per UL approval

UL approval: as per standard UL 758

Casmoc Part No.	Wire gauge	Conductor structure			Conductor Diameter		Wall thickness		Final O.D.		Approx. Wt.	
	(AWG)	# Strands	Diam. Of Strands		(in)	(mm)	(in)	(mm)	(in)	(mm)	(lb./kft)	(kg/km)
			(in)	(mm)								
1310901	16	19	0.012	0.3	0.059	1.5	0.016	0.41	0.091	2.32	11.99	17.84
1310902	17	19	0.010	0.26	0.051	1.3	0.016	0.41	0.083	2.12	10.75	16.00
1310903	18	19	0.009	0.23	0.045	1.15	0.016	0.41	0.078	1.97	9.51	14.16
1310904	20	19	0.007	0.19	0.037	0.95	0.016	0.41	0.070	1.77	6.23	9.27
		1	0.031	0.8	0.031	0.8	0.016	0.41	0.064	1.62	5.87	8.74
1310905	22	19	0.006	0.16	0.031	0.8	0.016	0.41	0.064	1.62	4.93	7.33
		1	0.026	0.65	0.026	0.65	0.016	0.41	0.058	1.47	4.24	6.31
1310906	24	7	0.008	0.2	0.024	0.6	0.016	0.41	0.056	1.42	3.71	5.53
		1	0.020	0.5	0.020	0.5	0.016	0.41	0.052	1.32	3.51	5.22
1310907	26	7	0.006	0.16	0.019	0.48	0.016	0.41	0.051	1.30	2.91	4.33
		1	0.016	0.4	0.016	0.4	0.016	0.41	0.048	1.22	2.60	3.86
1310908	28	7	0.005	0.12	0.014	0.36	0.016	0.41	0.046	1.18	2.34	3.49
		1	0.013	0.32	0.013	0.32	0.016	0.41	0.045	1.14	2.15	3.20
1310909	30	7	0.004	0.1	0.012	0.3	0.016	0.41	0.044	1.12	1.95	2.91
		1	0.010	0.254	0.010	0.254	0.016	0.41	0.042	1.074	1.85	2.75
1310910	32	7	0.003	0.08	0.009	0.24	0.016	0.41	0.042	1.06	1.48	2.20
		1	0.008	0.20	0.008	0.2	0.016	0.41	0.040	1.02	1.34	2.00



COPYRIGHT

This document is protected under copyright law and is the property of Casmoc Cable. Data contained herein is confidential to Casmoc Cable and this document and/or any part of the data contained herein may not be copied, duplicated, or released for the manufacturing or sale of equipment outside of Casmoc Cable or any affiliates without the prior written authorization of Casmoc Cable.

CAUTION

The information included in this catalog is intended as a guideline only. For applications that require tight tolerances, please contact Casmoc Cable for dimensional verification. Information herein is believed to be accurate as of the publication date; however, if an error exists it is unintentional and Casmoc Cable is not responsible for any claim traceable to such error.



CASFLON™ 150 UL/cUL

Style 1857

-65°C to 150°C, 150V

Construction

Type: electrical wire

Core: bare, tin-plated, nickel-plated, or silver-plated copper

Insulation: PFA

Production

Range width: AWG 32 to 16

Options: Please consult us for any special requirements

Application

General use: internal cabling for electrical appliances or electronic appliances

Industry: cabling for industrial machines

Electromechanics: cabling for rotating machines

Household appliances: cabling for household electrical heating appliances

General characteristics

Weather conditions: excellent resistance to UV

Chemical behaviors: excellent resistance to aggressive chemical environments

Humidity: excellent resistance to humidity

Mechanical behaviors: excellent mechanical strength

Thermal characteristics

Operating temperature: -65°C to +150°C

Electrical characteristics

Operating Voltage: 150V

Test voltage: 1300 V

Approvals - Standards

"Horizontal flame": as per UL approval

"FT1 flame rating": as per UL approval

"VW-1 flame test": as per UL approval

UL approval: as per standard UL 758

Casmoc Part No.	Wire gauge	Conductor structure		Conductor Diameter		Wall thickness		Final O.D.		Approx. Wt.	
	(AWG)	# Strands	Diam. Of Strands (in) (mm)	(in) (mm)	(in) (mm)	(in) (mm)	(in) (mm)	(lb./kft) (kg/km)			
1210401	10	19	0.012 0.3	0.059 1.5	0.010 0.26	0.080 2.02	10.25 15.25				
1210402	12	19	0.010 0.26	0.051 1.3	0.010 0.26	0.072 1.82	8.53 12.69				
1210403	14	19	0.009 0.23	0.045 1.15	0.010 0.26	0.066 1.67	6.80 10.12				
1210404	20	19	0.007 0.19	0.037 0.95	0.010 0.26	0.058 1.47	4.72 7.02				
		1	0.031 0.8	0.031 0.8	0.010 0.26	0.052 1.32	4.43 6.59				
1210405	22	19	0.006 0.16	0.031 0.8	0.010 0.26	0.052 1.32	3.48 5.18				
		1	0.026 0.65	0.026 0.65	0.010 0.26	0.046 1.17	3.03 4.51				
1210406	24	7	0.008 0.2	0.024 0.6	0.010 0.26	0.044 1.12	2.38 3.54				
		1	0.020 0.5	0.020 0.5	0.010 0.26	0.040 1.02	2.16 3.21				
1210407	26	7	0.006 0.16	0.019 0.48	0.010 0.26	0.039 1.00	1.77 2.63				
		1	0.016 0.4	0.016 0.4	0.010 0.26	0.036 0.92	1.55 2.31				
1210408	28	7	0.005 0.12	0.014 0.36	0.010 0.26	0.035 0.88	1.32 1.96				
		1	0.013 0.32	0.013 0.32	0.010 0.26	0.033 0.84	1.18 1.76				
1210409	30	7	0.004 0.1	0.012 0.3	0.010 0.26	0.032 0.82	1.06 1.58				
		1	0.010 0.254	0.010 0.254	0.010 0.26	0.030 0.774	0.92 1.37				
1210410	32	7	0.003 0.08	0.009 0.24	0.010 0.26	0.030 0.76	0.87 1.29				
		1	0.008 0.20	0.008 0.2	0.010 0.26	0.028 0.72	0.83 1.24				



COPYRIGHT

This document is protected under copyright law and is the property of Casmoc Cable. Data contained herein is confidential to Casmoc Cable and this document and/or any part of the data contained herein may not be copied, duplicated, or released for the manufacturing or sale of equipment outside of Casmoc Cable or any affiliates without the prior written authorization of Casmoc Cable.

CAUTION

The information included in this catalog is intended as a guideline only. For applications that require tight tolerances, please contact Casmoc Cable for dimensional verification. Information herein is believed to be accurate as of the publication date; however, if an error exists it is unintentional and Casmoc Cable is not responsible for any claim traceable to such error.



CASFLON™ 150 UL/cUL

Style 1858

-65°C to 150°C, 300V

Construction

Type: electrical wire

Core: bare, tin-plated, nickel-plated, or silver-plated copper

Insulation: PTFE

Production

Range width: AWG 32 to 10

Options: Please consult us for any special requirements

Application

General use: internal cabling for electrical appliances or electronic appliances

Industry: cabling for industrial machines

Electromechanics: cabling for rotating machines

Household appliances: cabling for household electrical heating appliances

General characteristics

Weather conditions: excellent resistance to UV

Chemical behaviors: excellent resistance to aggressive chemical environments

Humidity: excellent resistance to humidity

Mechanical behaviors: excellent mechanical strength

Thermal characteristics

Operating temperature: -65°C to +150°C

Electrical characteristics

Operating Voltage: 300V

Test voltage: 1300 V

Approvals - Standards

"Horizontal flame": as per UL approval

"FT1 flame rating": as per UL approval

"VW-1 flame test": as per UL approval

UL approval: as per standard UL 758

Casmoc Part No.	Wire gauge	Conductor structure		Conductor Diameter		Wall thickness		Final O.D.		Approx. Wt.		
	(AWG)	# Strands	Diam. Of Strands (in)	(mm)	(in)	(mm)	(in)	(mm)	(in)	(mm)	(lb./kft)	(kg/km)
1210501	10	37	0.017	0.43	0.119	3.01	0.013	0.33	0.144	3.67	34.90	51.93
1210502	12	19	0.019	0.49	0.096	2.45	0.013	0.33	0.122	3.11	23.47	34.93
1210503	14	19	0.015	0.37	0.073	1.85	0.013	0.33	0.099	2.51	17.10	24.40
1210504	16	19	0.012	0.3	0.059	1.5	0.013	0.33	0.085	2.16	11.00	16.40
1210505	17	19	0.010	0.26	0.051	1.3	0.013	0.33	0.077	1.96	9.85	14.80
1210506	18	19	0.009	0.23	0.045	1.15	0.013	0.33	0.071	1.81	8.70	13.10
1210507	20	19	0.007	0.19	0.037	0.95	0.013	0.33	0.063	1.61	5.12	7.62
		1	0.031	0.8	0.031	0.8	0.013	0.33	0.057	1.46	5.03	7.49
1210508	22	19	0.006	0.16	0.031	0.8	0.013	0.33	0.057	1.46	4.29	6.38
		1	0.026	0.65	0.026	0.65	0.013	0.33	0.052	1.31	3.65	5.43
1210509	24	7	0.008	0.2	0.024	0.6	0.013	0.33	0.050	1.26	3.13	4.66
		1	0.020	0.5	0.020	0.5	0.013	0.33	0.046	1.16	3.13	4.66
1210510	26	7	0.006	0.16	0.019	0.48	0.013	0.33	0.045	1.14	2.36	3.51
		1	0.016	0.4	0.016	0.4	0.013	0.33	0.042	1.06	2.09	3.11
1210511	28	7	0.005	0.12	0.014	0.36	0.013	0.33	0.040	1.02	1.91	2.84
		1	0.013	0.32	0.013	0.32	0.013	0.33	0.039	0.98	1.68	2.50
1210512	30	7	0.004	0.1	0.012	0.3	0.013	0.33	0.038	0.96	1.52	2.26
		1	0.010	0.254	0.010	0.254	0.013	0.33	0.036	0.914	1.38	2.05



COPYRIGHT

This document is protected under copyright law and is the property of Casmoc Cable. Data contained herein is confidential to Casmoc Cable and this document and/or any part of the data contained herein may not be copied, duplicated, or released for the manufacturing or sale of equipment outside of Casmoc Cable or any affiliates without the prior written authorization of Casmoc Cable.

CAUTION

The information included in this catalog is intended as a guideline only. For applications that require tight tolerances, please contact Casmoc Cable for dimensional verification. Information herein is believed to be accurate as of the publication date; however, if an error exists it is unintentional and Casmoc Cable is not responsible for any claim traceable to such error.



CASFLON™ 150 UL/cUL

Style 1858

-65°C to 150°C, 300V

Casmoc Part No.	Wire gauge	Conductor structure			Conductor Diameter		Wall thickness		Final O.D.		Approx. Wt.	
	(AWG)	# Strands	Diam. Of Strands		(in)	(mm)	(in)	(mm)	(in)	(mm)	(lb./kft)	(kg/km)
			(in)	(mm)								
1210513	32	7	0.003	0.08	0.009	0.24	0.013	0.33	0.035	0.90	1.29	1.92
		1	0.008	0.20	0.008	0.2	0.013	0.33	0.034	0.86	1.09	1.62



COPYRIGHT

This document is protected under copyright law and is the property of Casmoc Cable. Data contained herein is confidential to Casmoc Cable and this document and/or any part of the data contained herein may not be copied, duplicated, or released for the manufacturing or sale of equipment outside of Casmoc Cable or any affiliates without the prior written authorization of Casmoc Cable.

CAUTION

The information included in this catalog is intended as a guideline only. For applications that require tight tolerances, please contact Casmoc Cable for dimensional verification. Information herein is believed to be accurate as of the publication date; however, if an error exists it is unintentional and Casmoc Cable is not responsible for any claim traceable to such error.



CASFLON™ 150 UL/cUL

Style 1859

-65°C to 150°C, 600V

Construction

Type: electrical wire

Core: bare, tin-plated, nickel-plated, or silver-plated copper

Insulation: PFA

Production

Range width: AWG 32 to 10

Options: Please consult us for any special requirements

Application

General use: internal cabling for electrical appliances or electronic appliances

Industry: cabling for industrial machines

Electromechanics: cabling for rotating machines

Household appliances: cabling for household electrical heating appliances

General characteristics

Weather conditions: excellent resistance to UV

Chemical behaviors: excellent resistance to aggressive chemical environments

Humidity: excellent resistance to humidity

Mechanical behaviors: excellent mechanical strength

Thermal characteristics

Operating temperature: -65°C to +150°C

Electrical characteristics

Operating Voltage: 600V

Test voltage: 2000 V

Approvals - Standards

"Horizontal flame": as per UL approval

"FT1 flame rating": as per UL approval

"VW-1 flame test": as per UL approval

UL approval: as per standard UL 758

Casmoc Part No.	Wire gauge	Conductor structure		Conductor Diameter		Wall thickness		Final O.D.		Approx. Wt.		
	(AWG)	# Strands	Diam. Of Strands (in)	(mm)	(in)	(mm)	(in)	(mm)	(in)	(mm)	(lb./kft)	(kg/km)
1210601	10	37	0.017	0.43	0.119	3.01	0.020	0.51	0.159	4.03	41.80	62.20
1210602	12	19	0.019	0.49	0.096	2.45	0.020	0.51	0.137	3.47	28.10	41.82
1210603	14	19	0.015	0.37	0.073	1.85	0.020	0.51	0.113	2.87	18.70	24.40
1210604	16	19	0.012	0.3	0.059	1.5	0.020	0.51	0.099	2.52	13.30	16.40
1210605	17	19	0.010	0.26	0.051	1.3	0.020	0.51	0.091	2.32	11.95	14.80
1210606	18	19	0.009	0.23	0.045	1.15	0.020	0.51	0.085	2.17	10.60	13.10
1210607	20	19	0.007	0.19	0.037	0.95	0.020	0.51	0.078	1.97	7.71	11.47
		1	0.031	0.8	0.031	0.8	0.020	0.51	0.072	1.82	7.00	10.42
1210608	22	19	0.006	0.16	0.031	0.8	0.020	0.51	0.072	1.82	5.78	8.60
		1	0.026	0.65	0.026	0.65	0.020	0.51	0.066	1.67	5.03	7.49
1210609	24	7	0.008	0.2	0.024	0.6	0.020	0.51	0.064	1.62	4.49	6.68
		1	0.020	0.5	0.020	0.5	0.020	0.51	0.060	1.52	4.01	5.97
1210610	26	7	0.006	0.16	0.019	0.48	0.020	0.51	0.059	1.50	3.65	5.43
		1	0.016	0.4	0.016	0.4	0.020	0.51	0.056	1.42	3.27	4.87
1210611	28	7	0.005	0.12	0.014	0.36	0.020	0.51	0.054	1.38	2.92	4.35
		1	0.013	0.32	0.013	0.32	0.020	0.51	0.053	1.34	2.78	4.14
1210612	30	7	0.004	0.1	0.012	0.3	0.020	0.51	0.052	1.32	2.53	3.76
		1	0.010	0.254	0.010	0.254	0.020	0.51	0.050	1.274	2.47	3.68



COPYRIGHT

This document is protected under copyright law and is the property of Casmoc Cable. Data contained herein is confidential to Casmoc Cable and this document and/or any part of the data contained herein may not be copied, duplicated, or released for the manufacturing or sale of equipment outside of Casmoc Cable or any affiliates without the prior written authorization of Casmoc Cable.

CAUTION

The information included in this catalog is intended as a guideline only. For applications that require tight tolerances, please contact Casmoc Cable for dimensional verification. Information herein is believed to be accurate as of the publication date; however, if an error exists it is unintentional and Casmoc Cable is not responsible for any claim traceable to such error.



CASFLON™ 150 UL/cUL

Style 1859

-65°C to 150°C, 300V

Casmocable Part No.	Wire gauge	Conductor structure			Conductor Diameter		Wall thickness		Final O.D.		Approx. Wt.	
	(AWG)	# Strands	Diam. Of Strands		(in)	(mm)	(in)	(mm)	(in)	(mm)	(lb./kft)	(kg/km)
			(in)	(mm)								
1210613	32	7	0.003	0.08	0.009	0.24	0.020	0.51	0.050	1.26	1.73	2.57
		1	0.008	0.20	0.008	0.2	0.020	0.51	0.048	1.22	1.68	2.50



COPYRIGHT

This document is protected under copyright law and is the property of Casmocable. Data contained herein is confidential to Casmocable and this document and/or any part of the data contained herein may not be copied, duplicated, or released for the manufacturing or sale of equipment outside of Casmocable or any affiliates without the prior written authorization of Casmocable.

CAUTION

The information included in this catalog is intended as a guideline only. For applications that require tight tolerances, please contact Casmocable for dimensional verification. Information herein is believed to be accurate as of the publication date; however, if an error exists it is unintentional and Casmocable is not responsible for any claim traceable to such error.



CASFLON™ 150 UL/cUL

Style 1887

-65°C to +150°C, 600V

Construction

Type: electrical wire

Core: bare, tin-plated, nickel-plated, or silver-plated copper

Insulation: FEP

Production

Range width: AWG 32 to 4/0

Options: Please consult us for any special requirements

Application

General use: internal cabling for electrical appliances or electronic appliances

Industry: cabling for industrial machines

Electromechanics: cabling for rotating machines

Household appliances: cabling for household electrical heating appliances

General characteristics

Weather conditions: excellent resistance to UV

Chemical behaviors: excellent resistance to aggressive chemical environments

Humidity: excellent resistance to humidity

Mechanical behaviors: excellent mechanical strength

Thermal characteristics

Operating temperature: -65°C to +150 °C

Electrical characteristics

Operating Voltage: 600V

Test voltage: 1500 V

Approvals - Standards

"Horizontal flame": as per UL approval

"FT1 flame rating": as per UL approval

"VW-1 flame test": as per UL approval

UL approval: as per standard UL 758

Casmoc Part No.	Wire gauge	Conductor structure		Conductor Diameter		Wall thickness		Final O.D.		Approx. Wt.		
	(AWG)	# Strands	Diam. Of Strands (in)	(mm)	(in)	(mm)	(in)	(mm)	(in)	(mm)	(lb./kft)	(kg/km)
1311101	4/0	259	0.029	0.73	0.520	13.2	0.030	0.76	0.61	14.72	673.15	1042.1
1311102	3/0	259	0.026	0.65	0.461	11.71	0.030	0.76	0.55	13.23	535.64	833.53
1311103	2/0	259	0.023	0.59	0.417	10.6	0.030	0.76	0.51	12.12	442.87	692.52
1311104	1/0	259	0.020	0.52	0.366	9.29	0.030	0.76	0.46	10.81	345.77	544.54
1311105	1	259	0.019	0.47	0.333	8.46	0.030	0.76	0.42	9.98	289.76	458.98
1311106	2	259	0.016	0.40	0.285	7.25	0.020	0.51	0.35	8.27	205.96	323.75
1311107	4	133	0.019	0.49	0.239	6.06	0.020	0.51	0.30	7.08	146.74	233.23
1311108	6	266	0.010	0.25	0.188	4.78	0.020	0.51	0.25	5.80	94.36	152.7
1311109	8	168	0.010	0.25	0.150	3.8	0.020	0.51	0.21	4.82	61.95	102.49
1311110	10	37	0.017	0.43	0.118	3.01	0.014	0.36	0.15	3.72	39.67	59.03
1311111	12	19	0.019	0.49	0.096	2.45	0.014	0.36	0.12	3.16	23.41	34.84
1311112	14	19	0.015	0.37	0.073	1.85	0.014	0.36	0.10	2.56	16.6	24.40
1311113	16	19	0.012	0.3	0.059	1.50	0.014	0.36	0.09	2.21	11.61	16.40
1311114	17	19	0.010	0.26	0.051	1.30	0.014	0.36	0.08	2.01	9.64	14.80
1311115	18	19	0.009	0.23	0.045	1.15	0.014	0.36	0.07	1.86	7.67	13.10
1311116	20	19	0.007	0.19	0.037	0.95	0.014	0.36	0.07	1.66	5.31	7.90
		1	0.031	0.8	0.031	0.80	0.014	0.36	0.06	1.51	5.20	7.74



COPYRIGHT

This document is protected under copyright law and is the property of Casmoc Cable. Data contained herein is confidential to Casmoc Cable and this document and/or any part of the data contained herein may not be copied, duplicated, or released for the manufacturing or sale of equipment outside of Casmoc Cable or any affiliates without the prior written authorization of Casmoc Cable.

CAUTION

The information included in this catalog is intended as a guideline only. For applications that require tight tolerances, please contact Casmoc Cable for dimensional verification. Information herein is believed to be accurate as of the publication date; however, if an error exists it is unintentional and Casmoc Cable is not responsible for any claim traceable to such error.



CASFLON™ 150 UL/cUL

Style 1887

-65°C to +150°C, 600V

Casmoc Part No.	Wire gauge	Conductor structure			Conductor Diameter		Wall thickness		Final O.D.		Approx. Wt.	
	(AWG)	# Strands	Diam. Of Strands		(in)	(mm)	(in)	(mm)	(in)	(mm)	(lb./kft)	(kg/km)
			(in)	(mm)								
1311117	22	19	0.006	0.16	0.031	0.80	0.014	0.36	0.06	1.51	4.19	6.24
		1	0.026	0.65	0.026	0.65	0.014	0.36	0.05	1.36	4.00	5.95
1311118	24	7	0.008	0.2	0.024	0.60	0.014	0.36	0.05	1.31	3.17	4.72
		1	0.020	0.5	0.020	0.50	0.014	0.36	0.05	1.21	2.97	4.42
1311119	26	7	0.006	0.16	0.019	0.48	0.014	0.36	0.05	1.19	2.30	3.42
		1	0.016	0.4	0.016	0.40	0.014	0.36	0.04	1.11	2.20	3.27
1311120	28	7	0.005	0.12	0.014	0.36	0.014	0.36	0.04	1.07	1.68	2.50
		1	0.013	0.32	0.013	0.32	0.014	0.36	0.04	1.03	1.63	2.43
1311121	30	7	0.004	0.1	0.012	0.30	0.014	0.36	0.04	1.01	1.40	2.08
		1	0.010	0.254	0.010	0.25	0.014	0.36	0.04	0.96	1.34	1.99



COPYRIGHT

This document is protected under copyright law and is the property of Casmoc Cable. Data contained herein is confidential to Casmoc Cable and this document and/or any part of the data contained herein may not be copied, duplicated, or released for the manufacturing or sale of equipment outside of Casmoc Cable or any affiliates without the prior written authorization of Casmoc Cable.

CAUTION

The information included in this catalog is intended as a guideline only. For applications that require tight tolerances, please contact Casmoc Cable for dimensional verification. Information herein is believed to be accurate as of the publication date; however, if an error exists it is unintentional and Casmoc Cable is not responsible for any claim traceable to such error.



CASFLON™ 150 UL/cUL

Style 11063

-65°C to 150°C, 600V

Construction

Type: electrical wire

Core: bare, tin-plated, nickel-plated, or silver-plated copper

Insulation: PFA

Production

Range width: AWG 32 to 16

Options: Please consult us for any special requirements

Application

General use: internal cabling for electrical appliances or electronic appliances

Industry: cabling for industrial machines

Electromechanics: cabling for rotating machines

Household appliances: cabling for household electrical heating appliances

General characteristics

Weather conditions: excellent resistance to UV

Chemical behaviors: excellent resistance to aggressive chemical environments

Humidity: excellent resistance to humidity

Mechanical behaviors: excellent mechanical strength

Thermal characteristics

Operating temperature: -65°C to +150°C

Electrical characteristics

Operating Voltage: 600V

Test voltage: 2000 V

Approvals - Standards

"Horizontal flame": as per UL approval

"FT1 flame rating": as per UL approval

"VW-1 flame test": as per UL approval

UL approval: as per standard UL 758

Casmoc Part No.	Wire gauge	Conductor structure		Conductor Diameter		Wall thickness		Final O.D.		Approx. Wt.		
	(AWG)	# Strands	Diam. Of Strands (in)	(mm)	(in)	(mm)	(in)	(mm)	(in)	(mm)	(lb./kft)	(kg/km)
1210701	16	19	0.012	0.3	0.059	1.5	0.016	0.41	0.091	2.32	11.99	17.84
1210702	17	19	0.010	0.26	0.051	1.3	0.016	0.41	0.083	2.12	10.75	16.00
1210703	18	19	0.009	0.23	0.045	1.15	0.016	0.41	0.078	1.97	9.51	14.16
1210704	20	19	0.007	0.19	0.037	0.95	0.016	0.41	0.070	1.77	6.23	9.27
		1	0.031	0.8	0.031	0.8	0.016	0.41	0.064	1.62	5.87	8.74
1210705	22	19	0.006	0.16	0.031	0.8	0.016	0.41	0.064	1.62	4.93	7.33
		1	0.026	0.65	0.026	0.65	0.016	0.41	0.058	1.47	4.24	6.31
1210706	24	7	0.008	0.2	0.024	0.6	0.016	0.41	0.056	1.42	3.71	5.53
		1	0.020	0.5	0.020	0.5	0.016	0.41	0.052	1.32	3.51	5.22
1210707	26	7	0.006	0.16	0.019	0.48	0.016	0.41	0.051	1.30	2.91	4.33
		1	0.016	0.4	0.016	0.4	0.016	0.41	0.048	1.22	2.60	3.86
1210708	28	7	0.005	0.12	0.014	0.36	0.016	0.41	0.046	1.18	2.34	3.49
		1	0.013	0.32	0.013	0.32	0.016	0.41	0.045	1.14	2.15	3.20
1210709	30	7	0.004	0.1	0.012	0.3	0.016	0.41	0.044	1.12	1.95	2.91
		1	0.010	0.254	0.010	0.254	0.016	0.41	0.042	1.074	1.85	2.75
1210710	32	7	0.003	0.08	0.009	0.24	0.016	0.41	0.042	1.06	1.48	2.20
		1	0.008	0.20	0.008	0.2	0.016	0.41	0.040	1.02	1.34	2.00



COPYRIGHT

This document is protected under copyright law and is the property of Casmoc Cable. Data contained herein is confidential to Casmoc Cable and this document and/or any part of the data contained herein may not be copied, duplicated, or released for the manufacturing or sale of equipment outside of Casmoc Cable or any affiliates without the prior written authorization of Casmoc Cable.

CAUTION

The information included in this catalog is intended as a guideline only. For applications that require tight tolerances, please contact Casmoc Cable for dimensional verification. Information herein is believed to be accurate as of the publication date; however, if an error exists it is unintentional and Casmoc Cable is not responsible for any claim traceable to such error.



CASFLON™ 200 UL/cUL

STYLE NAME	PAGE
Style 1180	20
Style 1199	22
Style 1330	23
Style 1332	25
Style 1577	26
Style 1592	27
Style 1709/1929	28
Style 1710/1930	30
Style 1723	32
Style 1860	34
Style 10086	35
Style 10133	37
Style 10580	38



CASFLON™ 200 UL/cUL

Style 1180

-65°C to +200°C, 300V

Construction

Type: electrical wire

Core: bare, tin-plated, nickel-plated, or silver-plated copper

Insulation: PTFE

Production

Range width: AWG 32 to 10

Options: Please consult us for any special requirements

Application

General use: internal cabling for electrical appliances or electronic appliances

Industry: cabling for industrial machines

Electromechanics: cabling for rotating machines

Household appliances: cabling for household electrical heating appliances

General characteristics

Weather conditions: excellent resistance to UV

Chemical behaviors: excellent resistance to aggressive chemical environments

Humidity: excellent resistance to humidity

Mechanical behaviors: excellent mechanical strength

Thermal characteristics

Operating temperature: -65°C to +200°C

Electrical characteristics

Operating Voltage: 300V

Test voltage: 1500 V

Approvals - Standards

“Horizontal flame”: as per UL approval

“FT1 flame rating”: as per UL approval

“VW-1 flame test”: as per UL approval

UL approval: as per standard UL 758

Casmoc Part No.	Wire gauge	Conductor structure		Conductor Diameter		Wall thickness		Final O.D.		Approx. Wt.		
	(AWG)	# Strands	Diam. Of Strands		(in)	(mm)	(in)	(mm)	(in)	(mm)	(lb./kft)	(kg/km)
			(in)	(mm)								
1310101	10	37	0.017	0.43	0.119	3.01	0.013	0.33	0.144	3.67	34.90	51.93
1310102	12	19	0.019	0.49	0.096	2.45	0.013	0.33	0.122	3.11	23.47	34.93
1310103	14	19	0.015	0.37	0.073	1.85	0.013	0.33	0.099	2.51	17.10	24.40
1310104	16	19	0.012	0.3	0.059	1.5	0.013	0.33	0.085	2.16	11.00	16.40
1310105	17	19	0.010	0.26	0.051	1.3	0.013	0.33	0.077	1.96	9.85	14.80
1310106	18	19	0.009	0.23	0.045	1.15	0.013	0.33	0.071	1.81	8.70	13.10
1310107	20	19	0.007	0.19	0.037	0.95	0.013	0.33	0.063	1.61	5.12	7.62
		1	0.031	0.8	0.031	0.8	0.013	0.33	0.057	1.46	5.03	7.49
1310108	22	19	0.006	0.16	0.031	0.8	0.013	0.33	0.057	1.46	4.29	6.38
		1	0.026	0.65	0.026	0.65	0.013	0.33	0.052	1.31	3.65	5.43
1310109	24	7	0.008	0.2	0.024	0.6	0.013	0.33	0.050	1.26	3.13	4.66
		1	0.020	0.5	0.020	0.5	0.013	0.33	0.046	1.16	3.13	4.66
1310110	26	7	0.006	0.16	0.019	0.48	0.013	0.33	0.045	1.14	2.36	3.51
		1	0.016	0.4	0.016	0.4	0.013	0.33	0.042	1.06	2.09	3.11
1310111	28	7	0.005	0.12	0.014	0.36	0.013	0.33	0.040	1.02	1.91	2.84
		1	0.013	0.32	0.013	0.32	0.013	0.33	0.039	0.98	1.68	2.50
1310112	30	7	0.004	0.1	0.012	0.3	0.013	0.33	0.038	0.96	1.52	2.26
		1	0.010	0.254	0.010	0.254	0.013	0.33	0.036	0.914	1.38	2.05



COPYRIGHT

This document is protected under copyright law and is the property of Casmoc Cable. Data contained herein is confidential to Casmoc Cable and this document and/or any part of the data contained herein may not be copied, duplicated, or released for the manufacturing or sale of equipment outside of Casmoc Cable or any affiliates without the prior written authorization of Casmoc Cable.

CAUTION

The information included in this catalog is intended as a guideline only. For applications that require tight tolerances, please contact Casmoc Cable for dimensional verification. Information herein is believed to be accurate as of the publication date; however, if an error exists it is unintentional and Casmoc Cable is not responsible for any claim traceable to such error.



CASFLON™ 200 UL/cUL

Style 1180

-65°C to +200°C , 300V

Casmoc Part No.	Wire gauge	Conductor structure			Conductor Diameter		Wall thickness		Final O.D.		Approx. Wt.	
	(AWG)	# Strands	Diam. Of Strands		(in)	(mm)	(in)	(mm)	(in)	(mm)	(lb./kft)	(kg/km)
			(in)	(mm)								
1310113	32	7	0.003	0.08	0.009	0.24	0.013	0.33	0.035	0.90	1.29	1.92
		1	0.008	0.20	0.008	0.2	0.013	0.33	0.034	0.86	1.09	1.62



COPYRIGHT

This document is protected under copyright law and is the property of Casmoc Cable. Data contained herein is confidential to Casmoc Cable and this document and/or any part of the data contained herein may not be copied, duplicated, or released for the manufacturing or sale of equipment outside of Casmoc Cable or any affiliates without the prior written authorization of Casmoc Cable.

CAUTION

The information included in this catalog is intended as a guideline only. For applications that require tight tolerances, please contact Casmoc Cable for dimensional verification. Information herein is believed to be accurate as of the publication date; however, if an error exists it is unintentional and Casmoc Cable is not responsible for any claim traceable to such error.



CASFLON™ 200 UL/cUL

Style 1199

-65°C to +200°C, 600V

Construction

Type: electrical wire

Core: bare, tin-plated, nickel-plated, or silver-plated copper

Insulation: PTFE

Production

Range width: AWG 30 to 10

Options: Please consult us for any special requirements

Application

General use: internal cabling for electrical appliances or electronic appliances

Industry: cabling for industrial machines

Electromechanics: cabling for rotating machines

Household appliances: cabling for household electrical heating appliances

General characteristics

Weather conditions: excellent resistance to UV

Chemical behaviors: excellent resistance to aggressive chemical environments

Humidity: excellent resistance to humidity

Mechanical behaviors: excellent mechanical strength

Thermal characteristics

Operating temperature: -65°C to +200°C

Electrical characteristics

Operating Voltage: 600V

Test voltage: 2000 V

Approvals - Standards

"Horizontal flame": as per UL approval

"FT1 flame rating": as per UL approval

"VW-1 flame test": as per UL approval

UL approval: as per standard UL 758

Casmoc Part No.	Wire gauge	Conductor structure		Conductor Diameter		Wall thickness		Final O.D.		Approx. Wt.		
	(AWG)	# Strands	Diam. Of Strands (in)	(mm)	(in)	(mm)	(in)	(mm)	(in)	(mm)	(lb./kft)	(kg/km)
1310401	10	37	0.017	0.43	0.119	3.01	0.020	0.51	0.159	4.03	41.80	62.20
1310402	12	19	0.019	0.49	0.096	2.45	0.020	0.51	0.137	3.47	28.10	41.82
1310403	14	19	0.015	0.37	0.073	1.85	0.020	0.51	0.113	2.87	18.70	24.40
1310404	16	19	0.012	0.3	0.059	1.5	0.020	0.51	0.099	2.52	13.30	16.40
1310405	17	19	0.010	0.26	0.051	1.3	0.020	0.51	0.091	2.32	11.95	14.80
1310406	18	19	0.009	0.23	0.045	1.15	0.020	0.51	0.085	2.17	10.60	13.10
1310407	20	19	0.007	0.19	0.037	0.95	0.020	0.51	0.078	1.97	7.71	11.47
		1	0.031	0.8	0.031	0.8	0.020	0.51	0.072	1.82	7.00	10.42
1310408	22	19	0.006	0.16	0.031	0.8	0.020	0.51	0.072	1.82	5.78	8.60
		1	0.026	0.65	0.026	0.65	0.020	0.51	0.066	1.67	5.03	7.49
1310409	24	7	0.008	0.2	0.024	0.6	0.020	0.51	0.064	1.62	4.49	6.68
		1	0.020	0.5	0.020	0.5	0.020	0.51	0.060	1.52	4.01	5.97
1310410	26	7	0.006	0.16	0.019	0.48	0.020	0.51	0.059	1.50	3.65	5.43
		1	0.016	0.4	0.016	0.4	0.020	0.51	0.056	1.42	3.27	4.87
1310411	28	7	0.005	0.12	0.014	0.36	0.020	0.51	0.054	1.38	2.92	4.35
		1	0.013	0.32	0.013	0.32	0.020	0.51	0.053	1.34	2.78	4.14
1310412	30	7	0.004	0.1	0.012	0.3	0.020	0.51	0.052	1.32	2.53	3.76
		1	0.010	0.254	0.010	0.254	0.020	0.51	0.050	1.274	2.47	3.68



COPYRIGHT

This document is protected under copyright law and is the property of Casmoc Cable. Data contained herein is confidential to Casmoc Cable and this document and/or any part of the data contained herein may not be copied, duplicated, or released for the manufacturing or sale of equipment outside of Casmoc Cable or any affiliates without the prior written authorization of Casmoc Cable.

CAUTION

The information included in this catalog is intended as a guideline only. For applications that require tight tolerances, please contact Casmoc Cable for dimensional verification. Information herein is believed to be accurate as of the publication date; however, if an error exists it is unintentional and Casmoc Cable is not responsible for any claim traceable to such error.



CASFLON™ 200 UL/cUL

Style 1330

-65°C to +200°C, 600V

Construction

Type: electrical wire

Core: bare, tin-plated, nickel-plated, or silver-plated copper

Insulation: FEP

Production

Range width: AWG 32 to 4/0

Options: Please consult us for any special requirements

Application

General use: internal cabling for electrical appliances or electronic appliances

Industry: cabling for industrial machines

Electromechanics: cabling for rotating machines

Household appliances: cabling for household electrical heating appliances

General characteristics

Weather conditions: excellent resistance to UV

Chemical behaviors: excellent resistance to aggressive chemical environments

Humidity: excellent resistance to humidity

Mechanical behaviors: excellent mechanical strength

Thermal characteristics

Operating temperature: -65°C to +200°C

Electrical characteristics

Operating Voltage: 600V

Test voltage: 6000 V

Approvals - Standards

“Horizontal flame”: as per UL approval

“FT1 flame rating”: as per UL approval

“VW-1 flame test”: as per UL approval

UL approval: as per standard UL 758

Casmoc Part No.	Wire gauge	Conductor structure		Conductor Diameter		Wall thickness		Final O.D.		Approx. Wt.	
	(AWG)	# Strands	Diam. Of Strands (in) (mm)	(in)	(mm)	(in)	(mm)	(in)	(mm)	(lb./kft)	(kg/km)
1311001	4/0	259	0.029 0.73	0.520	13.2	0.045	1.14	0.61	15.50	700.44	1042.12
1311002	3/0	259	0.026 0.65	0.461	11.71	0.045	1.14	0.55	14.01	560.25	833.53
1311003	2/0	259	0.023 0.59	0.417	10.6	0.045	1.14	0.51	12.90	465.47	692.52
1311004	1/0	259	0.020 0.52	0.366	9.29	0.045	1.14	0.46	11.59	366.01	544.54
1311005	1	259	0.019 0.47	0.333	8.46	0.045	1.14	0.42	10.76	308.5	458.98
1311006	2	259	0.016 0.40	0.285	7.25	0.030	0.76	0.35	8.81	217.6	323.75
1311007	4	133	0.019 0.49	0.239	6.06	0.030	0.76	0.30	7.62	156.76	233.23
1311008	6	266	0.010 0.25	0.188	4.78	0.030	0.76	0.25	6.34	102.64	152.7
1311009	8	168	0.010 0.25	0.150	3.8	0.030	0.76	0.21	5.36	68.89	102.49
1311010	10	37	0.017 0.43	0.119	3.01	0.020	0.51	0.159	4.03	41.80	62.20
1311011	12	19	0.019 0.49	0.096	2.45	0.020	0.51	0.137	3.47	28.10	41.82
1311012	14	19	0.015 0.37	0.073	1.85	0.020	0.51	0.113	2.87	18.70	24.40
1311013	16	19	0.012 0.3	0.059	1.5	0.020	0.51	0.099	2.52	13.30	16.40
1311014	17	19	0.010 0.26	0.051	1.3	0.020	0.51	0.091	2.32	11.95	14.80
1311015	18	19	0.009 0.23	0.045	1.15	0.020	0.51	0.085	2.17	10.60	13.10
1311016	20	19	0.007 0.19	0.037	0.95	0.020	0.51	0.078	1.97	7.71	11.47
		1	0.031 0.8	0.031	0.8	0.020	0.51	0.072	1.82	7.00	10.42
1311017	22	19	0.006 0.16	0.031	0.8	0.020	0.51	0.072	1.82	5.78	8.60



COPYRIGHT

This document is protected under copyright law and is the property of Casmoc Cable. Data contained herein is confidential to Casmoc Cable and this document and/or any part of the data contained herein may not be copied, duplicated, or released for the manufacturing or sale of equipment outside of Casmoc Cable or any affiliates without the prior written authorization of Casmoc Cable.

CAUTION

The information included in this catalog is intended as a guideline only. For applications that require tight tolerances, please contact Casmoc Cable for dimensional verification. Information herein is believed to be accurate as of the publication date; however, if an error exists it is unintentional and Casmoc Cable is not responsible for any claim traceable to such error.



CASFLON™ 150 UL/cUL

Style 1330

-65°C to +200°C, 600V

CasmO Part No.	Wire gauge	Conductor structure			Conductor Diameter		Wall thickness		Final O.D.		Approx. Wt.	
	(AWG)	# Strands	Diam. Of Strands		(in)	(mm)	(in)	(mm)	(in)	(mm)	(lb./kft)	(kg/km)
			(in)	(mm)								
1311018	24	7	0.008	0.2	0.024	0.6	0.020	0.51	0.064	1.62	4.49	6.68
		1	0.020	0.5	0.020	0.5	0.020	0.51	0.060	1.52	4.01	5.97
1311019	26	7	0.006	0.16	0.019	0.48	0.020	0.51	0.059	1.50	3.65	5.43
		1	0.016	0.4	0.016	0.4	0.020	0.51	0.056	1.42	3.27	4.87
1311020	28	7	0.005	0.12	0.014	0.36	0.020	0.51	0.054	1.38	2.92	4.35
		1	0.013	0.32	0.013	0.32	0.020	0.51	0.053	1.34	2.78	4.14
1311021	30	7	0.004	0.1	0.012	0.3	0.020	0.51	0.052	1.32	2.53	3.76
		1	0.010	0.254	0.010	0.254	0.020	0.51	0.050	1.274	2.47	3.68
1311022	32	7	0.003	0.08	0.009	0.24	0.020	0.51	0.050	1.26	1.73	2.57
		1	0.008	0.20	0.008	0.2	0.020	0.51	0.048	1.22	1.68	2.50



COPYRIGHT

This document is protected under copyright law and is the property of CasmO Cable. Data contained herein is confidential to CasmO Cable and this document and/or any part of the data contained herein may not be copied, duplicated, or released for the manufacturing or sale of equipment outside of CasmO Cable or any affiliates without the prior written authorization of CasmO Cable.

CAUTION

The information included in this catalog is intended as a guideline only. For applications that require tight tolerances, please contact CasmO Cable for dimensional verification. Information herein is believed to be accurate as of the publication date; however, if an error exists it is unintentional and CasmO Cable is not responsible for any claim traceable to such error.



CASFLON™ 200 UL/cUL

Style 1332

-65°C to 200°C, 300V

Construction

Type: electrical wire

Core: bare, tin-plated, nickel-plated, or silver-plated copper

Insulation: FEP

Production

Range width: AWG 30 to 10

Options: Please consult us for any special requirements

Application

General use: internal cabling for electrical appliances or electronic appliances

Industry: cabling for industrial machines

Electromechanics: cabling for rotating machines

Household appliances: cabling for household electrical heating appliances

General characteristics

Weather conditions: excellent resistance to UV

Chemical behaviors: excellent resistance to aggressive chemical environments

Humidity: excellent resistance to humidity

Mechanical behaviors: excellent mechanical strength

Thermal characteristics

Operating temperature: -65°C to +200°C

Electrical characteristics

Operating Voltage: 300V

Test voltage: 1500 V

Approvals - Standards

"Horizontal flame": as per UL approval

"FT1 flame rating": as per UL approval

"VW-1 flame test": as per UL approval

UL approval: as per standard UL 758

Casmoc Part No.	Wire gauge	Conductor structure			Conductor Diameter		Wall thickness		Final O.D.		Approx. Wt.	
	(AWG)	# Strands	Diam. Of Strands		(in)	(mm)	(in)	(mm)	(in)	(mm)	(lb./kft)	(kg/km)
			(in)	(mm)								
1310801	10	37	0.017	0.43	0.119	3.01	0.013	0.33	0.144	3.67	34.90	51.93
1310802	12	19	0.019	0.49	0.096	2.45	0.013	0.33	0.122	3.11	23.47	34.93
1310803	14	19	0.015	0.37	0.073	1.85	0.013	0.33	0.099	2.51	17.10	24.40
1310804	16	19	0.012	0.3	0.059	1.5	0.013	0.33	0.085	2.16	11.00	16.40
1310805	17	19	0.010	0.26	0.051	1.3	0.013	0.33	0.077	1.96	9.85	14.80
1310806	18	19	0.009	0.23	0.045	1.15	0.013	0.33	0.071	1.81	8.70	13.10
1310807	20	19	0.007	0.19	0.037	0.95	0.013	0.33	0.063	1.61	5.12	7.62
		1	0.031	0.8	0.031	0.8	0.013	0.33	0.057	1.46	5.03	7.49
1310808	22	19	0.006	0.16	0.031	0.8	0.013	0.33	0.057	1.46	4.29	6.38
		1	0.026	0.65	0.026	0.65	0.013	0.33	0.052	1.31	3.65	5.43
1310809	24	7	0.008	0.2	0.024	0.6	0.013	0.33	0.050	1.26	3.13	4.66
		1	0.020	0.5	0.020	0.5	0.013	0.33	0.046	1.16	3.13	4.66
1310810	26	7	0.006	0.16	0.019	0.48	0.013	0.33	0.045	1.14	2.36	3.51
		1	0.016	0.4	0.016	0.4	0.013	0.33	0.042	1.06	2.09	3.11
1310811	28	7	0.005	0.12	0.014	0.36	0.013	0.33	0.040	1.02	1.91	2.84
		1	0.013	0.32	0.013	0.32	0.013	0.33	0.039	0.98	1.68	2.50
1310812	30	7	0.004	0.1	0.012	0.3	0.013	0.33	0.038	0.96	1.52	2.26
		1	0.010	0.254	0.010	0.254	0.013	0.33	0.036	0.914	1.38	2.05



COPYRIGHT

This document is protected under copyright law and is the property of Casmoc Cable. Data contained herein is confidential to Casmoc Cable and this document and/or any part of the data contained herein may not be copied, duplicated, or released for the manufacturing or sale of equipment outside of Casmoc Cable or any affiliates without the prior written authorization of Casmoc Cable.

CAUTION

The information included in this catalog is intended as a guideline only. For applications that require tight tolerances, please contact Casmoc Cable for dimensional verification. Information herein is believed to be accurate as of the publication date; however, if an error exists it is unintentional and Casmoc Cable is not responsible for any claim traceable to such error.



CASFLON™ 200 UL/cUL

Style 1577

-65°C to +200°C, 600V

Construction

Type: electrical wire

Core: bare, tin-plated, nickel-plated, or silver-plated copper

Insulation: FEP

Production

Range width: AWG 32 to 16

Options: Please consult us for any special requirements

Application

General use: internal cabling for electrical appliances or electronic appliances

Industry: cabling for industrial machines

Electromechanics: cabling for rotating machines

Household appliances: cabling for household electrical heating appliances

General characteristics

Weather conditions: excellent resistance to UV

Chemical behaviors: excellent resistance to aggressive chemical environments

Humidity: excellent resistance to humidity

Mechanical behaviors: excellent mechanical strength

Thermal characteristics

Operating temperature: -65°C to +200 °C

Electrical characteristics

Operating Voltage: 600V

Test voltage: 1500 V

Approvals - Standards

“Horizontal flame”: as per UL approval

“FT1 flame rating”: as per UL approval

“VW-1 flame test”: as per UL approval

UL approval: as per standard UL 758

Casmo Part No.	Wire gauge	Conductor structure		Conductor Diameter		Wall thickness		Final O.D.		Approx. Wt.	
	(AWG)	# Strands	Diam. Of Strands (in) (mm)	(in)	(mm)	(in)	(mm)	(in)	(mm)	(lb./kft)	(kg/km)
1311301	16	19	0.012 0.3	0.059	1.5	0.012	0.31	0.08	2.12	10.75	16.00
1311302	17	19	0.010 0.26	0.051	1.3	0.012	0.31	0.08	1.92	9.41	14.00
1311303	18	19	0.009 0.23	0.045	1.15	0.012	0.31	0.07	1.77	8.07	12.00
1311304	20	19	0.007 0.19	0.037	0.95	0.012	0.31	0.06	1.57	4.99	7.42
		1	0.031 0.8	0.031	0.8	0.012	0.31	0.06	1.42	4.83	7.19
1311305	22	19	0.006 0.16	0.031	0.8	0.012	0.31	0.06	1.42	4.02	5.98
		1	0.026 0.65	0.026	0.65	0.012	0.31	0.05	1.27	3.44	5.12
1311306	24	7	0.008 0.2	0.024	0.6	0.012	0.31	0.05	1.22	2.88	4.29
		1	0.020 0.5	0.020	0.5	0.012	0.31	0.04	1.12	2.81	4.18
1311307	26	7	0.006 0.16	0.019	0.48	0.012	0.31	0.04	1.10	2.16	3.22
		1	0.016 0.4	0.016	0.4	0.012	0.31	0.04	1.02	1.91	2.84
1311308	28	7	0.005 0.12	0.014	0.36	0.012	0.31	0.04	0.98	1.71	2.55
		1	0.013 0.32	0.013	0.32	0.012	0.31	0.04	0.94	1.51	2.25
1311309	30	7	0.004 0.1	0.012	0.3	0.012	0.31	0.04	0.92	1.37	2.03
		1	0.010 0.254	0.010	0.254	0.012	0.31	0.03	0.874	1.23	1.83
1311310	32	7	0.003 0.08	0.009	0.24	0.012	0.31	0.03	0.86	1.15	1.71
		1	0.008 0.20	0.008	0.2	0.012	0.31	0.03	0.82	1.00	1.49



COPYRIGHT

This document is protected under copyright law and is the property of Casmo Cable. Data contained herein is confidential to Casmo Cable and this document and/or any part of the data contained herein may not be copied, duplicated, or released for the manufacturing or sale of equipment outside of Casmo Cable or any affiliates without the prior written authorization of Casmo Cable.

CAUTION

The information included in this catalog is intended as a guideline only. For applications that require tight tolerances, please contact Casmo Cable for dimensional verification. Information herein is believed to be accurate as of the publication date; however, if an error exists it is unintentional and Casmo Cable is not responsible for any claim traceable to such error.



CASFLON™ 200 UL/cUL

Style 1592

-65°C to +200°C, 300V

Construction

Type: electrical wire

Core: bare, tin-plated, nickel-plated, or silver-plated copper

Insulation: FEP

Production

Range width: AWG 32 to 16

Options: Please consult us for any special requirements

Application

General use: internal cabling for electrical appliances or electronic appliances

Industry: cabling for industrial machines

Electromechanics: cabling for rotating machines

Household appliances: cabling for household electrical heating appliances

General characteristics

Weather conditions: excellent resistance to UV

Chemical behaviors: excellent resistance to aggressive chemical environments

Humidity: excellent resistance to humidity

Mechanical behaviors: excellent mechanical strength

Thermal characteristics

Operating temperature: -65°C to +200°C

Electrical characteristics

Operating Voltage: 300V

Test voltage: 1500 V

Approvals - Standards

"Horizontal flame": as per UL approval

"FT1 flame rating": as per UL approval

"VW-1 flame test": as per UL approval

UL approval: as per standard UL 758

Casmoc Part No.	Wire gauge	Conductor structure		Conductor Diameter		Wall thickness		Final O.D.		Approx. Wt.	
	(AWG)	# Strands	Diam. Of Strands (in) (mm)	(in)	(mm)	(in)	(mm)	(in)	(mm)	(lb./kft)	(kg/km)
1310901	16	19	0.012 0.3	0.059	1.5	0.016	0.41	0.091	2.32	11.99	17.84
1310902	17	19	0.010 0.26	0.051	1.3	0.016	0.41	0.083	2.12	10.75	16.00
1310903	18	19	0.009 0.23	0.045	1.15	0.016	0.41	0.078	1.97	9.51	14.16
1310904	20	19	0.007 0.19	0.037	0.95	0.016	0.41	0.070	1.77	6.23	9.27
		1	0.031 0.8	0.031	0.8	0.016	0.41	0.064	1.62	5.87	8.74
1310905	22	19	0.006 0.16	0.031	0.8	0.016	0.41	0.064	1.62	4.93	7.33
		1	0.026 0.65	0.026	0.65	0.016	0.41	0.058	1.47	4.24	6.31
1310906	24	7	0.008 0.2	0.024	0.6	0.016	0.41	0.056	1.42	3.71	5.53
		1	0.020 0.5	0.020	0.5	0.016	0.41	0.052	1.32	3.51	5.22
1310907	26	7	0.006 0.16	0.019	0.48	0.016	0.41	0.051	1.30	2.91	4.33
		1	0.016 0.4	0.016	0.4	0.016	0.41	0.048	1.22	2.60	3.86
1310908	28	7	0.005 0.12	0.014	0.36	0.016	0.41	0.046	1.18	2.34	3.49
		1	0.013 0.32	0.013	0.32	0.016	0.41	0.045	1.14	2.15	3.20
1310909	30	7	0.004 0.1	0.012	0.3	0.016	0.41	0.044	1.12	1.95	2.91
		1	0.010 0.254	0.010	0.254	0.016	0.41	0.042	1.074	1.85	2.75
1310910	32	7	0.003 0.08	0.009	0.24	0.016	0.41	0.042	1.06	1.48	2.20
		1	0.008 0.20	0.008	0.2	0.016	0.41	0.040	1.02	1.34	2.00



COPYRIGHT

This document is protected under copyright law and is the property of Casmoc Cable. Data contained herein is confidential to Casmoc Cable and this document and/or any part of the data contained herein may not be copied, duplicated, or released for the manufacturing or sale of equipment outside of Casmoc Cable or any affiliates without the prior written authorization of Casmoc Cable.

CAUTION

The information included in this catalog is intended as a guideline only. For applications that require tight tolerances, please contact Casmoc Cable for dimensional verification. Information herein is believed to be accurate as of the publication date; however, if an error exists it is unintentional and Casmoc Cable is not responsible for any claim traceable to such error.



CASFLON™ 200 UL/cUL

Style 1709/1929

-65°C to +200°C, 300V

Construction

Type: electrical wire

Core: bare, tin-plated, nickel-plated, or silver-plated copper

Insulation: PFA

Production

Range width: AWG 32 to 10

Options: Please consult us for any special requirements

Application

General use: internal cabling for electrical appliances or electronic appliances

Industry: cabling for industrial machines

Electromechanics: cabling for rotating machines

Household appliances: cabling for household electrical heating appliances

General characteristics

Weather conditions: excellent resistance to UV

Chemical behaviors: excellent resistance to aggressive chemical environments

Humidity: excellent resistance to humidity

Mechanical behaviors: excellent mechanical strength

Thermal characteristics

Operating temperature: -65°C to +200 °C

Electrical characteristics

Operating Voltage: 300V

Test voltage: 1500 V

Approvals - Standards

“Horizontal flame”: as per UL approval

“FT1 flame rating”: as per UL approval

“VW-1 flame test”: as per UL approval

UL approval: as per standard UL 758

Casmoc Part No.	Wire gauge	Conductor structure		Conductor Diameter		Wall thickness		Final O.D.		Approx. Wt.		
	(AWG)	# Strands	Diam. Of Strands		(in)	(mm)	(in)	(mm)	(in)	(mm)	(lb./kft)	(kg/km)
			(in)	(mm)								
1310601	10	37	0.017	0.43	0.119	3.01	0.013	0.33	0.14	3.67	34.90	51.93
1310602	12	19	0.019	0.49	0.096	2.45	0.013	0.33	0.12	3.11	23.47	34.93
1310603	14	19	0.015	0.37	0.073	1.85	0.013	0.33	0.10	2.51	17.10	24.40
1310604	16	19	0.012	0.3	0.059	1.5	0.013	0.33	0.09	2.16	11.00	16.40
1310605	17	19	0.010	0.26	0.051	1.3	0.013	0.33	0.08	1.96	9.85	14.80
1310606	18	19	0.009	0.23	0.045	1.15	0.013	0.33	0.07	1.81	8.70	13.10
1310607	20	19	0.007	0.19	0.037	0.95	0.013	0.33	0.06	1.61	5.12	7.62
		1	0.031	0.8	0.031	0.8	0.013	0.33	0.06	1.46	5.03	7.49
1310608	22	19	0.006	0.16	0.031	0.8	0.013	0.33	0.06	1.46	4.29	6.38
		1	0.026	0.65	0.026	0.65	0.013	0.33	0.05	1.31	3.65	5.43
1310609	24	7	0.008	0.2	0.024	0.6	0.013	0.33	0.05	1.26	3.13	4.66
		1	0.020	0.5	0.020	0.5	0.013	0.33	0.05	1.16	3.13	4.66
1310610	26	7	0.006	0.16	0.019	0.48	0.013	0.33	0.04	1.14	2.36	3.51
		1	0.016	0.4	0.016	0.4	0.013	0.33	0.04	1.06	2.09	3.11
1310611	28	7	0.005	0.12	0.014	0.36	0.013	0.33	0.04	1.02	1.91	2.84
		1	0.013	0.32	0.013	0.32	0.013	0.33	0.04	0.98	1.68	2.50
1310612	30	7	0.004	0.1	0.012	0.3	0.013	0.33	0.04	0.96	1.52	2.26
		1	0.010	0.254	0.010	0.254	0.013	0.33	0.04	0.914	1.38	2.05



COPYRIGHT

This document is protected under copyright law and is the property of Casmoc Cable. Data contained herein is confidential to Casmoc Cable and this document and/or any part of the data contained herein may not be copied, duplicated, or released for the manufacturing or sale of equipment outside of Casmoc Cable or any affiliates without the prior written authorization of Casmoc Cable.

CAUTION

The information included in this catalog is intended as a guideline only. For applications that require tight tolerances, please contact Casmoc Cable for dimensional verification. Information herein is believed to be accurate as of the publication date; however, if an error exists it is unintentional and Casmoc Cable is not responsible for any claim traceable to such error.



CASFLON™ 200 UL/cUL

Style 1709/1929

-65°C to +200°C, 300V

Casmoc Part No.	Wire gauge	Conductor structure			Conductor Diameter		Wall thickness		Final O.D.		Approx. Wt.	
	(AWG)	# Strands	Diam. Of Strands		(in)	(mm)	(in)	(mm)	(in)	(mm)	(lb./kft)	(kg/km)
			(in)	(mm)								
1310613	32	7	0.003	0.08	0.009	0.24	0.013	0.33	0.04	0.90	1.29	1.92
		1	0.008	0.20	0.008	0.2	0.013	0.33	0.03	0.86	1.09	1.62



COPYRIGHT

This document is protected under copyright law and is the property of Casmoc Cable. Data contained herein is confidential to Casmoc Cable and this document and/or any part of the data contained herein may not be copied, duplicated, or released for the manufacturing or sale of equipment outside of Casmoc Cable or any affiliates without the prior written authorization of Casmoc Cable.

CAUTION

The information included in this catalog is intended as a guideline only. For applications that require tight tolerances, please contact Casmoc Cable for dimensional verification. Information herein is believed to be accurate as of the publication date; however, if an error exists it is unintentional and Casmoc Cable is not responsible for any claim traceable to such error.



CASFLON™ 200 UL/cUL

Style 1710/1930

-65°C to +200°C, 600V

Construction

Type: electrical wire

Core: bare, tin-plated, nickel-plated, or silver-plated copper

Insulation: PFA

Production

Range width: AWG 32 to 10

Options: Please consult us for any special requirements

Application

General use: internal cabling for electrical appliances or electronic appliances

Industry: cabling for industrial machines

Electromechanics: cabling for rotating machines

Household appliances: cabling for household electrical heating appliances

General characteristics

Weather conditions: excellent resistance to UV

Chemical behaviors: excellent resistance to aggressive chemical environments

Humidity: excellent resistance to humidity

Mechanical behaviors: excellent mechanical strength

Thermal characteristics

Operating temperature: -65°C to +200 °C

Electrical characteristics

Operating Voltage: 600V

Test voltage: 1500 V

Approvals - Standards

"Horizontal flame": as per UL approval

"FT1 flame rating": as per UL approval

"VW-1 flame test": as per UL approval

UL approval: as per standard UL 758

Casmoc Part No.	Wire gauge	Conductor structure			Conductor Diameter		Wall thickness		Final O.D.		Approx. Wt.	
	(AWG)	# Strands	Diam. Of Strands		(in)	(mm)	(in)	(mm)	(in)	(mm)	(lb./kft)	(kg/km)
			(in)	(mm)								
1310701	10	37	0.017	0.43	0.119	3.01	0.020	0.51	0.16	4.03	41.80	62.20
1310702	12	19	0.019	0.49	0.096	2.45	0.020	0.51	0.14	3.47	28.10	41.82
1310703	14	19	0.015	0.37	0.073	1.85	0.020	0.51	0.11	2.87	18.70	24.40
1310704	16	19	0.012	0.3	0.059	1.5	0.020	0.51	0.10	2.52	13.30	16.40
1310705	17	19	0.010	0.26	0.051	1.3	0.020	0.51	0.09	2.32	11.95	14.80
1310706	18	19	0.009	0.23	0.045	1.15	0.020	0.51	0.09	2.17	10.60	13.10
1310707	20	19	0.007	0.19	0.037	0.95	0.020	0.51	0.08	1.97	7.71	11.47
		1	0.031	0.8	0.031	0.8	0.020	0.51	0.07	1.82	7.00	10.42
1310708	22	19	0.006	0.16	0.031	0.8	0.020	0.51	0.07	1.82	5.78	8.60
		1	0.026	0.65	0.026	0.65	0.020	0.51	0.07	1.67	5.03	7.49
1310709	24	7	0.008	0.2	0.024	0.6	0.020	0.51	0.06	1.62	4.49	6.68
		1	0.020	0.5	0.020	0.5	0.020	0.51	0.06	1.52	4.01	5.97
1310710	26	7	0.006	0.16	0.019	0.48	0.020	0.51	0.06	1.50	3.65	5.43
		1	0.016	0.4	0.016	0.4	0.020	0.51	0.06	1.42	3.27	4.87
1310711	28	7	0.005	0.12	0.014	0.36	0.020	0.51	0.05	1.38	2.92	4.35
		1	0.013	0.32	0.013	0.32	0.020	0.51	0.05	1.34	2.78	4.14
1310712	30	7	0.004	0.1	0.012	0.3	0.020	0.51	0.05	1.32	2.53	3.76
		1	0.010	0.254	0.010	0.254	0.020	0.51	0.05	1.274	2.47	3.68



COPYRIGHT

This document is protected under copyright law and is the property of Casmoc Cable. Data contained herein is confidential to Casmoc Cable and this document and/or any part of the data contained herein may not be copied, duplicated, or released for the manufacturing or sale of equipment outside of Casmoc Cable or any affiliates without the prior written authorization of Casmoc Cable.

CAUTION

The information included in this catalog is intended as a guideline only. For applications that require tight tolerances, please contact Casmoc Cable for dimensional verification. Information herein is believed to be accurate as of the publication date; however, if an error exists it is unintentional and Casmoc Cable is not responsible for any claim traceable to such error.



CASFLON™ 200 UL/cUL

Style 1710/1930

-65°C to +200°C, 600V

Casmoc Part No.	Wire gauge	Conductor structure			Conductor Diameter		Wall thickness		Final O.D.		Approx. Wt.	
	(AWG)	# Strands	Diam. Of Strands		(in)	(mm)	(in)	(mm)	(in)	(mm)	(lb./kft)	(kg/km)
			(in)	(mm)								
1310713	32	7	0.003	0.08	0.009	0.24	0.020	0.51	0.05	1.26	1.73	2.57
		1	0.008	0.20	0.008	0.2	0.020	0.51	0.05	1.22	1.68	2.50



COPYRIGHT

This document is protected under copyright law and is the property of Casmoc Cable. Data contained herein is confidential to Casmoc Cable and this document and/or any part of the data contained herein may not be copied, duplicated, or released for the manufacturing or sale of equipment outside of Casmoc Cable or any affiliates without the prior written authorization of Casmoc Cable.

CAUTION

The information included in this catalog is intended as a guideline only. For applications that require tight tolerances, please contact Casmoc Cable for dimensional verification. Information herein is believed to be accurate as of the publication date; however, if an error exists it is unintentional and Casmoc Cable is not responsible for any claim traceable to such error.



CASFLON™ 200 UL/cUL

Style 1723

-65°C to +200°C, 600V

Construction

Type: electrical wire

Core: bare, tin-plated, nickel-plated, or silver-plated copper

Insulation: FEP

Production

Range width: AWG 30 to 4/0

Options: Please consult us for any special requirements

Application

General use: internal cabling for electrical appliances or electronic appliances

Industry: cabling for industrial machines

Electromechanics: cabling for rotating machines

Household appliances: cabling for household electrical heating appliances

General characteristics

Weather conditions: excellent resistance to UV

Chemical behaviors: excellent resistance to aggressive chemical environments

Humidity: excellent resistance to humidity

Mechanical behaviors: excellent mechanical strength

Thermal characteristics

Operating temperature: -65°C to +200 °C

Electrical characteristics

Operating Voltage: 600V

Test voltage: 1500 V

Approvals - Standards

“Horizontal flame”: as per UL approval

“FT1 flame rating”: as per UL approval

“VW-1 flame test”: as per UL approval

UL approval: as per standard UL 758

Casmco Part No.	Wire gauge	Conductor structure		Conductor Diameter		Wall thickness		Final O.D.		Approx. Wt.		
	(AWG)	# Strands	Diam. Of Strands (in)	(mm)	(in)	(mm)	(in)	(mm)	(in)	(mm)	(lb./kft)	(kg/km)
1311201	4/0	259	0.029	0.73	0.520	13.2	0.030	0.76	0.61	14.72	673.15	1042.1
1311202	3/0	259	0.026	0.65	0.461	11.71	0.030	0.76	0.55	13.23	535.64	833.53
1311203	2/0	259	0.023	0.59	0.417	10.6	0.030	0.76	0.51	12.12	442.87	692.52
1311204	1/0	259	0.020	0.52	0.366	9.29	0.030	0.76	0.46	10.81	345.77	544.54
1311205	1	259	0.019	0.47	0.333	8.46	0.030	0.76	0.42	9.98	289.76	458.98
1311206	2	259	0.016	0.40	0.285	7.25	0.020	0.51	0.35	8.27	205.96	323.75
1311207	4	133	0.019	0.49	0.239	6.06	0.020	0.51	0.30	7.08	146.74	233.23
1311208	6	266	0.010	0.25	0.188	4.78	0.020	0.51	0.25	5.80	94.36	152.7
1311209	8	168	0.010	0.25	0.150	3.8	0.020	0.51	0.21	4.82	61.95	102.49
1311210	10	37	0.017	0.43	0.118	3.01	0.014	0.36	0.15	3.72	39.67	59.03
1311211	12	19	0.019	0.49	0.096	2.45	0.014	0.36	0.12	3.16	23.41	34.84
1311212	14	19	0.015	0.37	0.073	1.85	0.014	0.36	0.10	2.56	16.6	24.40
1311213	16	19	0.012	0.3	0.059	1.5	0.014	0.36	0.09	2.21	11.61	16.40
1311214	17	19	0.010	0.26	0.051	1.3	0.014	0.36	0.08	2.01	9.64	14.80
1311215	18	19	0.009	0.23	0.045	1.15	0.014	0.36	0.07	1.86	7.67	13.10
1311216	20	19	0.007	0.19	0.037	0.95	0.014	0.36	0.07	1.66	5.31	7.90
1311217	22	1	0.031	0.8	0.031	0.8	0.014	0.36	0.06	1.51	5.20	7.74
		19	0.006	0.16	0.031	0.8	0.014	0.36	0.06	1.51	4.19	6.24



COPYRIGHT

This document is protected under copyright law and is the property of Casmco Cable. Data contained herein is confidential to Casmco Cable and this document and/or any part of the data contained herein may not be copied, duplicated, or released for the manufacturing or sale of equipment outside of Casmco Cable or any affiliates without the prior written authorization of Casmco Cable.

CAUTION

The information included in this catalog is intended as a guideline only. For applications that require tight tolerances, please contact Casmco Cable for dimensional verification. Information herein is believed to be accurate as of the publication date; however, if an error exists it is unintentional and Casmco Cable is not responsible for any claim traceable to such error.



CASFLON™ 200 UL/cUL

Style 1723

-65°C to +200°C, 600V

Casmoc Part No.	Wire gauge	Conductor structure			Conductor Diameter		Wall thickness		Final O.D.		Approx. Wt.	
	(AWG)	# Strands	Diam. Of Strands		(in)	(mm)	(in)	(mm)	(in)	(mm)	(lb./kft)	(kg/km)
			(in)	(mm)								
1311218	24	7	0.008	0.2	0.024	0.60	0.014	0.36	0.05	1.31	3.17	4.72
		1	0.020	0.5	0.020	0.50	0.014	0.36	0.05	1.21	2.97	4.42
1311219	26	7	0.006	0.16	0.019	0.48	0.014	0.36	0.05	1.19	2.30	3.42
		1	0.016	0.4	0.016	0.40	0.014	0.36	0.04	1.11	2.20	3.27
1311220	28	7	0.005	0.12	0.014	0.36	0.014	0.36	0.04	1.07	1.68	2.50
		1	0.013	0.32	0.013	0.32	0.014	0.36	0.04	1.03	1.63	2.43
1311221	30	7	0.004	0.1	0.012	0.30	0.014	0.36	0.04	1.01	1.40	2.08
		1	0.010	0.254	0.010	0.25	0.014	0.36	0.04	0.96	1.34	1.99



COPYRIGHT

This document is protected under copyright law and is the property of Casmoc Cable. Data contained herein is confidential to Casmoc Cable and this document and/or any part of the data contained herein may not be copied, duplicated, or released for the manufacturing or sale of equipment outside of Casmoc Cable or any affiliates without the prior written authorization of Casmoc Cable.

CAUTION

The information included in this catalog is intended as a guideline only. For applications that require tight tolerances, please contact Casmoc Cable for dimensional verification. Information herein is believed to be accurate as of the publication date; however, if an error exists it is unintentional and Casmoc Cable is not responsible for any claim traceable to such error.



CASFLON™ 200 UL/cUL

Style 1860

-65°C to +200°C, 150V

Construction

Type: electrical wire

Core: bare, tin-plated, nickel-plated, or silver-plated copper

Insulation: FEP

Production

Range width: AWG 30 to 16

Options: Please consult us for any special requirements

Application

General use: internal cabling for electrical appliances or electronic appliances

Industry: cabling for industrial machines

Electromechanics: cabling for rotating machines

Household appliances: cabling for household electrical heating appliances

General characteristics

Weather conditions: excellent resistance to UV

Chemical behaviors: excellent resistance to aggressive chemical environments

Humidity: excellent resistance to humidity

Mechanical behaviors: excellent mechanical strength

Thermal characteristics

Operating temperature: -65°C to +200 °C

Electrical characteristics

Operating Voltage: 150V

Test voltage: 1300 V

Approvals - Standards

"Horizontal flame": as per UL approval

"FT1 flame rating": as per UL approval

"VW-1 flame test": as per UL approval

UL approval: as per standard UL 758

Casmo Part No.	Wire gauge	Conductor structure		Conductor Diameter		Wall thickness		Final O.D.		Approx. Wt.	
	(AWG)	# Strands	Diam. Of Strands (in) (mm)	(in)	(mm)	(in)	(mm)	(in)	(mm)	(lb./kft)	(kg/km)
1310501	16	19	0.012 0.3	0.059	1.5	0.010	0.26	0.08	2.02	10.25	16.40
1310502	17	19	0.010 0.26	0.051	1.3	0.010	0.26	0.07	1.82	8.53	14.80
1310503	18	19	0.009 0.23	0.045	1.15	0.010	0.26	0.07	1.67	6.80	13.10
1310504	20	19	0.007 0.19	0.037	0.95	0.010	0.26	0.06	1.47	4.72	7.02
		1	0.031 0.8	0.031	0.8	0.010	0.26	0.05	1.32	4.43	6.59
1310505	22	19	0.006 0.16	0.031	0.8	0.010	0.26	0.05	1.32	3.48	5.18
		1	0.026 0.65	0.026	0.65	0.010	0.26	0.05	1.17	3.03	4.51
1310506	24	7	0.008 0.2	0.024	0.6	0.010	0.26	0.04	1.12	2.38	3.54
		1	0.020 0.5	0.020	0.5	0.010	0.26	0.04	1.02	2.16	3.21
1310507	26	7	0.006 0.16	0.019	0.48	0.010	0.26	0.04	1.00	1.77	2.63
		1	0.016 0.4	0.016	0.4	0.010	0.26	0.04	0.92	1.55	2.31
1310508	28	7	0.005 0.12	0.014	0.36	0.010	0.26	0.03	0.88	1.32	1.96
		1	0.013 0.32	0.013	0.32	0.010	0.26	0.03	0.84	1.18	1.76
1310509	30	7	0.004 0.1	0.012	0.3	0.010	0.26	0.03	0.82	1.06	1.58
		1	0.010 0.254	0.010	0.254	0.010	0.26	0.03	0.774	0.92	1.37



COPYRIGHT

This document is protected under copyright law and is the property of Casmo Cable. Data contained herein is confidential to Casmo Cable and this document and/or any part of the data contained herein may not be copied, duplicated, or released for the manufacturing or sale of equipment outside of Casmo Cable or any affiliates without the prior written authorization of Casmo Cable.

CAUTION

The information included in this catalog is intended as a guideline only. For applications that require tight tolerances, please contact Casmo Cable for dimensional verification. Information herein is believed to be accurate as of the publication date; however, if an error exists it is unintentional and Casmo Cable is not responsible for any claim traceable to such error.



CASFLON™ 200 UL/cUL

Style 10086

-65°C to +200°C, 600V

Construction

Type: electrical wire

Core: bare, tin-plated, nickel-plated, or silver-plated copper

Insulation: ETFE

Production

Range width: AWG 30 to 4/0

Options: Please consult us for any special requirements

Application

General use: internal cabling for electrical appliances or electronic appliances

Industry: cabling for industrial machines

Electromechanics: cabling for rotating machines

Household appliances: cabling for household electrical heating appliances

General characteristics

Weather conditions: excellent resistance to UV

Chemical behaviors: excellent resistance to aggressive chemical environments

Humidity: excellent resistance to humidity

Mechanical behaviors: excellent mechanical strength

Thermal characteristics

Operating temperature: -65°C to +200 °C

Electrical characteristics

Operating Voltage: 600V

Test voltage: 1500 V

Approvals - Standards

“Horizontal flame”: as per UL approval

“FT1 flame rating”: as per UL approval

“VW-1 flame test”: as per UL approval

UL approval: as per standard UL 758

Casmo Part No.	Wire gauge	Conductor structure		Conductor Diameter		Wall thickness		Final O.D.		Approx. Wt.	
	(AWG)	# Strands	Diam. Of Strands (in) (mm)	(in)	(mm)	(in)	(mm)	(in)	(mm)	(lb./kft)	(kg/km)
1311401	4/0	259	0.029 0.73	0.520	13.2	0.045	1.14	0.61	15.49	673.15	1042.1
1311402	3/0	259	0.026 0.65	0.461	11.71	0.045	1.14	0.55	14.00	535.64	833.53
1311403	2/0	259	0.023 0.59	0.417	10.6	0.045	1.14	0.51	12.89	442.87	692.52
1311404	1/0	259	0.020 0.52	0.366	9.29	0.045	1.14	0.46	11.58	345.77	544.54
1311405	1	259	0.019 0.47	0.333	8.46	0.035	0.89	0.42	10.24	289.76	458.98
1311406	2	259	0.016 0.40	0.285	7.25	0.035	0.89	0.35	9.03	205.96	323.75
1311407	4	133	0.019 0.49	0.239	6.06	0.025	0.64	0.30	7.33	146.74	233.23
1311408	6	266	0.010 0.25	0.188	4.78	0.025	0.64	0.25	6.05	94.36	152.7
1311409	8	168	0.010 0.25	0.150	3.8	0.025	0.64	0.21	5.07	61.95	102.49
1311410	10	37	0.017 0.43	0.118	3.01	0.015	0.38	0.15	3.77	39.67	59.03
1311411	12	19	0.019 0.49	0.096	2.45	0.015	0.38	0.13	3.21	23.41	34.84
1311412	14	19	0.015 0.37	0.073	1.85	0.010	0.25	0.09	2.36	16.6	24.40
1311413	16	19	0.012 0.3	0.059	1.50	0.010	0.25	0.08	2.01	11.61	16.40
1311414	17	19	0.010 0.26	0.051	1.30	0.010	0.25	0.07	1.81	9.64	14.80
1311415	18	19	0.009 0.23	0.045	1.15	0.010	0.25	0.07	1.66	7.67	13.10
1311416	20	19	0.007 0.19	0.037	0.95	0.010	0.25	0.06	1.46	5.31	7.90
		1	0.031 0.8	0.031	0.80	0.010	0.25	0.05	1.31	5.20	7.74
1311417	22	19	0.006 0.16	0.031	0.80	0.010	0.25	0.05	1.31	4.19	6.24



COPYRIGHT

This document is protected under copyright law and is the property of Casmo Cable. Data contained herein is confidential to Casmo Cable and this document and/or any part of the data contained herein may not be copied, duplicated, or released for the manufacturing or sale of equipment outside of Casmo Cable or any affiliates without the prior written authorization of Casmo Cable.

CAUTION

The information included in this catalog is intended as a guideline only. For applications that require tight tolerances, please contact Casmo Cable for dimensional verification. Information herein is believed to be accurate as of the publication date; however, if an error exists it is unintentional and Casmo Cable is not responsible for any claim traceable to such error.



CASFLON™ 200 UL/cUL

Style 10086

-65°C to +200°C, 600V

Casmoc Part No.	Wire gauge	Conductor structure			Conductor Diameter		Wall thickness		Final O.D.		Approx. Wt.	
	(AWG)	# Strands	Diam. Of Strands		(in)	(mm)	(in)	(mm)	(in)	(mm)	(lb./kft)	(kg/km)
			(in)	(mm)								
1311418	24	7	0.008	0.2	0.024	0.60	0.010	0.25	0.04	1.11	3.17	4.72
		1	0.020	0.5	0.020	0.50	0.010	0.25	0.04	1.01	2.97	4.42
1311419	26	7	0.006	0.16	0.019	0.48	0.010	0.25	0.04	0.99	2.30	3.42
		1	0.016	0.4	0.016	0.40	0.010	0.25	0.04	0.91	2.20	3.27
1311420	28	7	0.005	0.12	0.014	0.36	0.010	0.25	0.03	0.87	1.68	2.50
		1	0.013	0.32	0.013	0.32	0.010	0.25	0.03	0.83	1.63	2.43
1311421	30	7	0.004	0.1	0.012	0.30	0.010	0.25	0.03	0.81	1.40	2.08
		1	0.010	0.254	0.010	0.25	0.010	0.25	0.03	0.76	1.34	1.99



COPYRIGHT

This document is protected under copyright law and is the property of Casmoc Cable. Data contained herein is confidential to Casmoc Cable and this document and/or any part of the data contained herein may not be copied, duplicated, or released for the manufacturing or sale of equipment outside of Casmoc Cable or any affiliates without the prior written authorization of Casmoc Cable.

CAUTION

The information included in this catalog is intended as a guideline only. For applications that require tight tolerances, please contact Casmoc Cable for dimensional verification. Information herein is believed to be accurate as of the publication date; however, if an error exists it is unintentional and Casmoc Cable is not responsible for any claim traceable to such error.



CASFLON™ 200 UL/cUL

Style 10133

-65°C to +105°C / 150°C / 200 °C, 300V

Construction

Type: electrical wire

Core: bare, tin-plated, nickel-plated, or silver-plated copper

Insulation: PTFE

Production

Range width: AWG 30 to 18

Options: Please consult us for any special requirements

Application

General use: internal cabling for electrical appliances or electronic appliances

Industry: cabling for industrial machines

Electromechanics: cabling for rotating machines

Household appliances: cabling for household electrical heating appliances

General characteristics

Weather conditions: excellent resistance to UV

Chemical behaviors: excellent resistance to aggressive chemical environments

Humidity: excellent resistance to humidity

Mechanical behaviors: excellent mechanical strength

Thermal characteristics

Operating temperature: -65°C to +105 °C / 150°C / 200°C

Electrical characteristics

Operating Voltage: 300V

Test voltage: 1500 V

Approvals - Standards

“Horizontal flame”: as per UL approval

“FT1 flame rating”: as per UL approval

“VW-1 flame test”: as per UL approval

UL approval: as per standard UL 758

Casmoc Part No.	Wire gauge	Conductor structure		Conductor Diameter		Wall thickness		Final O.D.		Approx. Wt.	
	(AWG)	# Strands	Diam. Of Strands (in) (mm)	(in)	(mm)	(in)	(mm)	(in)	(mm)	(lb./kft)	(kg/km)
1310201	18	19	0.009 0.23	0.045	1.15	0.008	0.21	0.062	1.57	6.39	9.51
1310202	20	19	0.007 0.19	0.037	0.95	0.008	0.21	0.054	1.37	4.16	6.19
		1	0.031 0.8	0.031	0.8	0.008	0.21	0.048	1.22	4.17	6.21
1310203	22	19	0.006 0.16	0.031	0.8	0.008	0.21	0.048	1.22	3.01	4.48
		1	0.026 0.65	0.026	0.65	0.008	0.21	0.042	1.07	2.23	3.32
1310204	24	7	0.008 0.2	0.024	0.6	0.008	0.21	0.040	1.02	2.16	3.21
		1	0.020 0.5	0.020	0.5	0.008	0.21	0.036	0.92	1.96	2.92
1310205	26	7	0.006 0.16	0.019	0.48	0.008	0.21	0.035	0.90	1.56	2.32
		1	0.016 0.4	0.016	0.4	0.008	0.21	0.032	0.82	1.37	2.04
1310206	28	7	0.005 0.12	0.014	0.36	0.008	0.21	0.031	0.78	1.32	1.96
		1	0.013 0.32	0.013	0.32	0.008	0.21	0.029	0.74	1.32	1.96
1310207	30	7	0.004 0.1	0.012	0.3	0.008	0.21	0.028	0.72	1.02	1.52
		1	0.010 0.254	0.010	0.254	0.008	0.21	0.027	0.674	0.86	1.28



COPYRIGHT

This document is protected under copyright law and is the property of Casmoc Cable. Data contained herein is confidential to Casmoc Cable and this document and/or any part of the data contained herein may not be copied, duplicated, or released for the manufacturing or sale of equipment outside of Casmoc Cable or any affiliates without the prior written authorization of Casmoc Cable.

CAUTION

The information included in this catalog is intended as a guideline only. For applications that require tight tolerances, please contact Casmoc Cable for dimensional verification. Information herein is believed to be accurate as of the publication date; however, if an error exists it is unintentional and Casmoc Cable is not responsible for any claim traceable to such error.



CASFLON™ 200 UL/cUL

Style 10580

-65°C to +200°C, 300V

Construction

Type: electrical wire

Core: bare, tin-plated, nickel-plated, or silver-plated copper

Insulation: PTFE

Production

Range width: AWG 30 to 10

Options: Please consult us for any special requirements

Application

General use: internal cabling for electrical appliances or electronic appliances

Industry: cabling for industrial machines

Electromechanics: cabling for rotating machines

Household appliances: cabling for household electrical heating appliances

General characteristics

Weather conditions: excellent resistance to UV

Chemical behaviors: excellent resistance to aggressive chemical environments

Humidity: excellent resistance to humidity

Mechanical behaviors: excellent mechanical strength

Thermal characteristics

Operating temperature: -65°C to +200 °C

Electrical characteristics

Operating Voltage: 300V

Test voltage: 1500 V

Approvals - Standards

“Horizontal flame”: as per UL approval

“FT1 flame rating”: as per UL approval

“VW-1 flame test”: as per UL approval

UL approval: as per standard UL 758

Casmoc Part No.	Wire gauge	Conductor structure		Conductor Diameter		Wall thickness		Final O.D.		Approx. Wt.		
	(AWG)	# Strands	Diam. Of Strands		(in)	(mm)	(in)	(mm)	(in)	(mm)	(lb./kft)	(kg/km)
			(in)	(mm)								
1310301	10	37	0.017	0.43	0.119	3.01	0.010	0.26	0.14	3.53	31.94	47.53
1310302	12	19	0.019	0.49	0.096	2.45	0.010	0.26	0.12	2.97	21.49	31.97
1310303	14	19	0.015	0.37	0.073	1.85	0.010	0.26	0.09	2.37	16.41	24.43
1310304	16	19	0.012	0.3	0.059	1.5	0.010	0.26	0.08	2.02	10.25	15.25
1310305	17	19	0.010	0.26	0.051	1.3	0.010	0.26	0.07	1.82	8.53	12.69
1310306	18	19	0.009	0.23	0.045	1.15	0.010	0.26	0.07	1.67	6.80	10.12
1310307	20	19	0.007	0.19	0.037	0.95	0.010	0.26	0.06	1.47	4.72	7.02
		1	0.031	0.8	0.031	0.8	0.010	0.26	0.05	1.32	4.43	6.59
1310308	22	19	0.006	0.16	0.031	0.8	0.010	0.26	0.05	1.32	3.48	5.18
		1	0.026	0.65	0.026	0.65	0.010	0.26	0.05	1.17	3.03	4.51
1310309	24	7	0.008	0.2	0.024	0.6	0.010	0.26	0.04	1.12	2.38	3.54
		1	0.020	0.5	0.020	0.5	0.010	0.26	0.04	1.02	2.16	3.21
1310310	26	7	0.006	0.16	0.019	0.48	0.010	0.26	0.04	1.00	1.77	2.63
		1	0.016	0.4	0.016	0.4	0.010	0.26	0.04	0.92	1.55	2.31
1310311	28	7	0.005	0.12	0.014	0.36	0.010	0.26	0.03	0.88	1.32	1.96
		1	0.013	0.32	0.013	0.32	0.010	0.26	0.03	0.84	1.18	1.76
1310312	30	7	0.004	0.1	0.012	0.3	0.010	0.26	0.03	0.82	1.06	1.58
		1	0.010	0.254	0.010	0.254	0.010	0.26	0.03	0.774	0.92	1.37



COPYRIGHT

This document is protected under copyright law and is the property of Casmoc Cable. Data contained herein is confidential to Casmoc Cable and this document and/or any part of the data contained herein may not be copied, duplicated, or released for the manufacturing or sale of equipment outside of Casmoc Cable or any affiliates without the prior written authorization of Casmoc Cable.

CAUTION

The information included in this catalog is intended as a guideline only. For applications that require tight tolerances, please contact Casmoc Cable for dimensional verification. Information herein is believed to be accurate as of the publication date; however, if an error exists it is unintentional and Casmoc Cable is not responsible for any claim traceable to such error.



CASFLON™ 250 UL/cUL

STYLE NAME	PAGE
Style 1570	39
Style 1584	41
Style 1659	42
Style 1726	43
Style 1727	45
Style 1815	47
Style 1882	49
Style 10142	50
Style 10362	51
Style 10393	52
Style 10486	54
Style 10818	56



CASFLON™ 250 UL/cUL

Style 1570

-65°C to +250°C, 600V

Construction

Type: electrical wire

Core: bare, tin-plated, nickel-plated, or silver-plated copper

Insulation: PTFE

Production

Range width: AWG 24 to 6

Options: Please consult us for any special requirements

Application

General use: internal cabling for electrical appliances or electronic appliances

Industry: cabling for industrial machines

Electromechanics: cabling for rotating machines

Household appliances: cabling for household electrical heating appliances

General characteristics

Weather conditions: excellent resistance to UV

Chemical behaviors: excellent resistance to aggressive chemical environments

Humidity: excellent resistance to humidity

Mechanical behaviors: excellent mechanical strength

Thermal characteristics

Operating temperature: -65°C to +250 °C

Electrical characteristics

Operating Voltage: 600V

Test voltage: 2000 V

Approvals - Standards

"Horizontal flame": as per UL approval

"FT1 flame rating": as per UL approval

"VW-1 flame test": as per UL approval

UL approval: as per standard UL 758

Casmoc Part No.	Wire gauge	Conductor structure		Conductor Diameter		Wall thickness		Final O.D.		Approx. Wt.	
	(AWG)	# Strands	Diam. Of Strands (in) (mm)	(in)	(mm)	(in)	(mm)	(in)	(mm)	(lb./kft)	(kg/km)
1410401	6	266	0.010 0.25	0.188	4.78	0.030	0.76	0.25	6.30	94.36	152.7
1410402	8	168	0.010 0.25	0.150	3.8	0.030	0.76	0.21	5.32	61.95	102.49
1410403	10	37	0.017 0.43	0.119	3.02	0.030	0.76	0.179	4.54	39.67	59.03
1410404	12	19	0.019 0.49	0.096	2.45	0.020	0.51	0.137	3.47	28.10	41.82
1410405	14	19	0.015 0.37	0.073	1.85	0.020	0.51	0.113	2.87	18.70	24.40
1410406	16	19	0.012 0.3	0.059	1.5	0.020	0.51	0.099	2.52	13.30	16.40
1410407	17	19	0.010 0.26	0.051	1.3	0.020	0.51	0.091	2.32	11.95	14.80
1410408	18	19	0.009 0.23	0.045	1.15	0.020	0.51	0.085	2.17	10.60	13.10
1410409	20	19	0.007 0.19	0.037	0.95	0.020	0.51	0.078	1.97	7.71	11.47
		1	0.031 0.8	0.031	0.8	0.020	0.51	0.072	1.82	7.00	10.42
1410410	22	19	0.006 0.16	0.031	0.8	0.020	0.51	0.072	1.82	5.78	8.60
		1	0.026 0.65	0.026	0.65	0.020	0.51	0.066	1.67	5.03	7.49
1410411	24	7	0.008 0.2	0.024	0.6	0.020	0.51	0.064	1.62	4.49	6.68
		1	0.020 0.5	0.020	0.5	0.020	0.51	0.060	1.52	4.01	5.97



COPYRIGHT

This document is protected under copyright law and is the property of Casmoc Cable. Data contained herein is confidential to Casmoc Cable and this document and/or any part of the data contained herein may not be copied, duplicated, or released for the manufacturing or sale of equipment outside of Casmoc Cable or any affiliates without the prior written authorization of Casmoc Cable.

CAUTION

The information included in this catalog is intended as a guideline only. For applications that require tight tolerances, please contact Casmoc Cable for dimensional verification. Information herein is believed to be accurate as of the publication date; however, if an error exists it is unintentional and Casmoc Cable is not responsible for any claim traceable to such error.



CASFLON™ 250 UL/cUL

Style 1584

-65°C to +250°C, 1000V

Construction

Type: electrical wire

Core: bare, tin-plated, nickel-plated, or silver-plated copper

Insulation: PTFE

Production

Range width: AWG 32 to 10

Options: Please consult us for any special requirements

Application

General use: internal cabling for electrical appliances or electronic appliances

Industry: cabling for industrial machines

Electromechanics: cabling for rotating machines

Household appliances: cabling for household electrical heating appliances

General characteristics

Weather conditions: excellent resistance to UV

Chemical behaviors: excellent resistance to aggressive chemical environments

Humidity: excellent resistance to humidity

Mechanical behaviors: excellent mechanical strength

Thermal characteristics

Operating temperature: -65°C to +250 °C

Electrical characteristics

Operating Voltage: 1000V

Test voltage: 3000 V

Approvals - Standards

"Horizontal flame": as per UL approval

"FT1 flame rating": as per UL approval

"VW-1 flame test": as per UL approval

UL approval: as per standard UL 758

Casmoc Part No.	Wire gauge	Conductor structure		Conductor Diameter		Wall thickness		Final O.D.		Approx. Wt.	
	(AWG)	# Strands	Diam. Of Strands (in) (mm)	(in)	(mm)	(in)	(mm)	(in)	(mm)	(lb./kft)	(kg/km)
1410601	10	37	0.017 0.43	0.119	3.01	0.022	0.56	0.163	4.13	42.74	63.60
1410602	12	19	0.019 0.49	0.096	2.45	0.022	0.56	0.141	3.57	28.90	43.00
1410603	14	19	0.015 0.37	0.073	1.85	0.022	0.56	0.117	2.97	19.42	24.40
1410604	16	19	0.012 0.3	0.059	1.5	0.022	0.56	0.103	2.62	13.91	16.40
1410605	17	19	0.010 0.26	0.051	1.3	0.022	0.56	0.095	2.42	0.00	14.80
1410606	18	19	0.009 0.23	0.045	1.15	0.022	0.56	0.089	2.27	11.16	13.10
1410607	20	19	0.007 0.19	0.037	0.95	0.022	0.56	0.081	2.07	8.27	12.30
		1	0.031 0.8	0.031	0.8	0.022	0.56	0.076	1.92	7.46	11.10
1410608	22	19	0.006 0.16	0.031	0.8	0.022	0.56	0.076	1.92	6.23	9.27
		1	0.026 0.65	0.026	0.65	0.022	0.56	0.070	1.77	5.45	8.11
1410609	24	7	0.008 0.2	0.024	0.6	0.022	0.56	0.068	1.72	4.91	7.30
		1	0.020 0.5	0.020	0.5	0.022	0.56	0.064	1.62	4.43	6.59
1410610	26	7	0.006 0.16	0.019	0.48	0.022	0.56	0.063	1.6	4.03	6.00
		1	0.016 0.4	0.016	0.4	0.022	0.56	0.060	1.52	3.64	5.41
1410611	28	7	0.005 0.12	0.014	0.36	0.022	0.56	0.058	1.48	3.28	4.88
		1	0.013 0.32	0.013	0.32	0.022	0.56	0.057	1.44	3.09	4.60
1410612	30	7	0.004 0.1	0.012	0.3	0.022	0.56	0.056	1.42	2.87	4.27
		1	0.010 0.254	0.010	0.254	0.022	0.56	0.054	1.374	2.69	4.01



COPYRIGHT

This document is protected under copyright law and is the property of Casmoc Cable. Data contained herein is confidential to Casmoc Cable and this document and/or any part of the data contained herein may not be copied, duplicated, or released for the manufacturing or sale of equipment outside of Casmoc Cable or any affiliates without the prior written authorization of Casmoc Cable.

CAUTION

The information included in this catalog is intended as a guideline only. For applications that require tight tolerances, please contact Casmoc Cable for dimensional verification. Information herein is believed to be accurate as of the publication date; however, if an error exists it is unintentional and Casmoc Cable is not responsible for any claim traceable to such error.



CASFLON™ 250 UL/cUL

Style 1584

-65°C to +250°C, 1000V

Casmoc Part No.	Wire gauge	Conductor structure			Conductor Diameter		Wall thickness		Final O.D.		Approx. Wt.	
	(AWG)	# Strands	Diam. Of Strands		(in)	(mm)	(in)	(mm)	(in)	(mm)	(lb./kft)	(kg/km)
			(in)	(mm)								
1410613	32	7	0.003	0.08	0.009	0.24	0.022	0.56	0.054	1.36	2.59	3.86
		1	0.008	0.20	0.008	0.2	0.022	0.56	0.052	1.32	2.49	3.70



COPYRIGHT

This document is protected under copyright law and is the property of Casmo Cable. Data contained herein is confidential to Casmo Cable and this document and/or any part of the data contained herein may not be copied, duplicated, or released for the manufacturing or sale of equipment outside of Casmo Cable or any affiliates without the prior written authorization of Casmo Cable.

CAUTION

The information included in this catalog is intended as a guideline only. For applications that require tight tolerances, please contact Casmo Cable for dimensional verification. Information herein is believed to be accurate as of the publication date; however, if an error exists it is unintentional and Casmo Cable is not responsible for any claim traceable to such error.



CASFLON™ 250 UL/cUL

Style 1659

-65°C to +250°C, 600V

Construction

Type: electrical wire

Core: bare, tin-plated, nickel-plated, or silver-plated copper

Insulation: PTFE

Production

Range width: AWG 26 to 10

Options: Please consult us for any special requirements

Application

General use: internal cabling for electrical appliances or electronic appliances

Industry: cabling for industrial machines

Electromechanics: cabling for rotating machines

Household appliances: cabling for household electrical heating appliances

General characteristics

Weather conditions: excellent resistance to UV

Chemical behaviors: excellent resistance to aggressive chemical environments

Humidity: excellent resistance to humidity

Mechanical behaviors: excellent mechanical strength

Thermal characteristics

Operating temperature: -65°C to +250 °C

Electrical characteristics

Operating Voltage: 600V

Test voltage: 2000 V

Approvals - Standards

"Horizontal flame": as per UL approval

"FT1 flame rating": as per UL approval

"VW-1 flame test": as per UL approval

UL approval: as per standard UL 758

Casmoc Part No.	Wire gauge	Conductor structure			Conductor Diameter		Wall thickness		Final O.D.		Approx. Wt.	
	(AWG)	# Strands	Diam. Of Strands		(in)	(mm)	(in)	(mm)	(in)	(mm)	(lb./kft)	(kg/km)
			(in)	(mm)								
1410301	10	37	0.017	0.43	0.119	3.01	0.020	0.51	0.159	4.03	41.80	62.20
1410302	12	19	0.019	0.49	0.096	2.45	0.020	0.51	0.137	3.47	28.10	41.82
1410303	14	19	0.015	0.37	0.073	1.85	0.020	0.51	0.113	2.87	18.70	24.40
1410304	16	19	0.012	0.3	0.059	1.5	0.020	0.51	0.099	2.52	13.30	16.40
1410305	17	19	0.010	0.26	0.051	1.3	0.020	0.51	0.091	2.32	11.95	14.80
1410306	18	19	0.009	0.23	0.045	1.15	0.020	0.51	0.085	2.17	10.60	13.10
1410307	20	19	0.007	0.19	0.037	0.95	0.020	0.51	0.078	1.97	7.71	11.47
		1	0.031	0.8	0.031	0.8	0.020	0.51	0.072	1.82	7.00	10.42
1410308	22	19	0.006	0.16	0.031	0.8	0.020	0.51	0.072	1.82	5.78	8.60
		1	0.026	0.65	0.026	0.65	0.020	0.51	0.066	1.67	5.03	7.49
1410309	24	7	0.008	0.2	0.024	0.6	0.020	0.51	0.064	1.62	4.49	6.68
		1	0.020	0.5	0.020	0.5	0.020	0.51	0.060	1.52	4.01	5.97
1410310	26	7	0.006	0.16	0.019	0.48	0.020	0.51	0.059	1.50	3.65	5.43
		1	0.016	0.4	0.016	0.4	0.020	0.51	0.056	1.42	3.27	4.87



COPYRIGHT

This document is protected under copyright law and is the property of Casmoc Cable. Data contained herein is confidential to Casmoc Cable and this document and/or any part of the data contained herein may not be copied, duplicated, or released for the manufacturing or sale of equipment outside of Casmoc Cable or any affiliates without the prior written authorization of Casmoc Cable.

CAUTION

The information included in this catalog is intended as a guideline only. For applications that require tight tolerances, please contact Casmoc Cable for dimensional verification. Information herein is believed to be accurate as of the publication date; however, if an error exists it is unintentional and Casmoc Cable is not responsible for any claim traceable to such error.



CASFLON™ 250 UL/cUL

Style 1726

-65°C to +250°C, 300V

Construction

Type: electrical wire

Core: bare, tin-plated, nickel-plated, or silver-plated copper

Insulation: PFA

Production

Range width: AWG 32 to 10

Options: Please consult us for any special requirements

Application

General use: internal cabling for electrical appliances or electronic appliances

Industry: cabling for industrial machines

Electromechanics: cabling for rotating machines

Household appliances: cabling for household electrical heating appliances

General characteristics

Weather conditions: excellent resistance to UV

Chemical behaviors: excellent resistance to aggressive chemical environments

Humidity: excellent resistance to humidity

Mechanical behaviors: excellent mechanical strength

Thermal characteristics

Operating temperature: -65°C to +250 °C

Electrical characteristics

Operating Voltage: 300V

Test voltage: 1500 V

Approvals - Standards

"Horizontal flame": as per UL approval

"FT1 flame rating": as per UL approval

"VW-1 flame test": as per UL approval

UL approval: as per standard UL 758

Casmoc Part No.	Wire gauge	Conductor structure		Conductor Diameter		Wall thickness		Final O.D.		Approx. Wt.	
	(AWG)	# Strands	Diam. Of Strands (in) (mm)	(in)	(mm)	(in)	(mm)	(in)	(mm)	(lb./kft)	(kg/km)
1410801	10	37	0.017 0.43	0.119	3.01	0.013	0.33	0.144	3.67	34.90	51.93
1410802	12	19	0.019 0.49	0.096	2.45	0.013	0.33	0.122	3.11	23.47	34.93
1410803	14	19	0.015 0.37	0.073	1.85	0.013	0.33	0.099	2.51	17.10	24.40
1410804	16	19	0.012 0.3	0.059	1.5	0.013	0.33	0.085	2.16	11.00	16.40
1410805	17	19	0.010 0.26	0.051	1.3	0.013	0.33	0.077	1.96	9.85	14.80
1410806	18	19	0.009 0.23	0.045	1.15	0.013	0.33	0.071	1.81	8.70	13.10
1410807	20	19	0.007 0.19	0.037	0.95	0.013	0.33	0.063	1.61	5.12	7.62
		1	0.031 0.8	0.031	0.8	0.013	0.33	0.057	1.46	5.03	7.49
1410808	22	19	0.006 0.16	0.031	0.8	0.013	0.33	0.057	1.46	4.29	6.38
		1	0.026 0.65	0.026	0.65	0.013	0.33	0.052	1.31	3.65	5.43
1410809	24	7	0.008 0.2	0.024	0.6	0.013	0.33	0.050	1.26	3.13	4.66
		1	0.020 0.5	0.020	0.5	0.013	0.33	0.046	1.16	3.13	4.66
1410810	26	7	0.006 0.16	0.019	0.48	0.013	0.33	0.045	1.14	2.36	3.51
		1	0.016 0.4	0.016	0.4	0.013	0.33	0.042	1.06	2.09	3.11
1410811	28	7	0.005 0.12	0.014	0.36	0.013	0.33	0.040	1.02	1.91	2.84
		1	0.013 0.32	0.013	0.32	0.013	0.33	0.039	0.98	1.68	2.50
1410812	30	7	0.004 0.1	0.012	0.3	0.013	0.33	0.038	0.96	1.52	2.26
		1	0.010 0.254	0.010	0.254	0.013	0.33	0.036	0.914	1.38	2.05



COPYRIGHT

This document is protected under copyright law and is the property of Casmoc Cable. Data contained herein is confidential to Casmoc Cable and this document and/or any part of the data contained herein may not be copied, duplicated, or released for the manufacturing or sale of equipment outside of Casmoc Cable or any affiliates without the prior written authorization of Casmoc Cable.

CAUTION

The information included in this catalog is intended as a guideline only. For applications that require tight tolerances, please contact Casmoc Cable for dimensional verification. Information herein is believed to be accurate as of the publication date; however, if an error exists it is unintentional and Casmoc Cable is not responsible for any claim traceable to such error.



CASFLON™ 250 UL/cUL

Style 1726

-65°C to +250°C, 300V

Casmoc Part No.	Wire gauge	Conductor structure			Conductor Diameter		Wall thickness		Final O.D.		Approx. Wt.	
	(AWG)	# Strands	Diam. Of Strands		(in)	(mm)	(in)	(mm)	(in)	(mm)	(lb./kft)	(kg/km)
			(in)	(mm)								
1410813	32	7	0.003	0.08	0.009	0.24	0.013	0.33	0.035	0.90	1.29	1.92
		1	0.008	0.20	0.008	0.2	0.013	0.33	0.034	0.86	1.09	1.62



COPYRIGHT

This document is protected under copyright law and is the property of Casmoc Cable. Data contained herein is confidential to Casmoc Cable and this document and/or any part of the data contained herein may not be copied, duplicated, or released for the manufacturing or sale of equipment outside of Casmoc Cable or any affiliates without the prior written authorization of Casmoc Cable.

CAUTION

The information included in this catalog is intended as a guideline only. For applications that require tight tolerances, please contact Casmoc Cable for dimensional verification. Information herein is believed to be accurate as of the publication date; however, if an error exists it is unintentional and Casmoc Cable is not responsible for any claim traceable to such error.



CASFLON™ 250 UL/cUL

Style 1727

-65°C to +250°C, 600V

Construction

Type: electrical wire
Core: bare, tin-plated, nickel-plated, or silver-plated copper
Insulation: PFA

Production

Range width: AWG 32 to 10
Options: Please consult us for any special requirements

Application

General use: internal cabling for electrical appliances or electronic appliances
Industry: cabling for industrial machines
Electromechanics: cabling for rotating machines
Household appliances: cabling for household electrical heating appliances

General characteristics

Weather conditions: excellent resistance to UV
Chemical behaviors: excellent resistance to aggressive chemical environments
Humidity: excellent resistance to humidity
Mechanical behaviors: excellent mechanical strength

Thermal characteristics

Operating temperature: -65°C to +250 °C

Electrical characteristics

Operating Voltage: 600V
Test voltage: 2000 V

Approvals - Standards

“Horizontal flame”: as per UL approval
“FT1 flame rating”: as per UL approval
“VW-1 flame test”: as per UL approval
UL approval: as per standard UL 758

Casmoc Part No.	Wire gauge	Conductor structure		Conductor Diameter		Wall thickness		Final O.D.		Approx. Wt.		
	(AWG)	# Strands	Diam. Of Strands		(in)	(mm)	(in)	(mm)	(in)	(mm)	(lb./kft)	(kg/km)
			(in)	(mm)								
1411001	10	37	0.017	0.43	0.119	3.01	0.020	0.51	0.16	4.03	41.80	62.20
1411002	12	19	0.019	0.49	0.096	2.45	0.020	0.51	0.14	3.47	28.10	41.82
1411003	14	19	0.015	0.37	0.073	1.85	0.020	0.51	0.11	2.87	18.70	24.40
1411004	16	19	0.012	0.3	0.059	1.5	0.020	0.51	0.10	2.52	13.30	16.40
1411005	17	19	0.010	0.26	0.051	1.3	0.020	0.51	0.09	2.32	11.95	14.80
1411006	18	19	0.009	0.23	0.045	1.15	0.020	0.51	0.09	2.17	10.60	13.10
1411007	20	19	0.007	0.19	0.037	0.95	0.020	0.51	0.08	1.97	7.71	11.47
		1	0.031	0.8	0.031	0.8	0.020	0.51	0.07	1.82	7.00	10.42
1411008	22	19	0.006	0.16	0.031	0.8	0.020	0.51	0.07	1.82	5.78	8.60
		1	0.026	0.65	0.026	0.65	0.020	0.51	0.07	1.67	5.03	7.49
1411009	24	7	0.008	0.2	0.024	0.6	0.020	0.51	0.06	1.62	4.49	6.68
		1	0.020	0.5	0.020	0.5	0.020	0.51	0.06	1.52	4.01	5.97
1411010	26	7	0.006	0.16	0.019	0.48	0.020	0.51	0.06	1.50	3.65	5.43
		1	0.016	0.4	0.016	0.4	0.020	0.51	0.06	1.42	3.27	4.87
1411011	28	7	0.005	0.12	0.014	0.36	0.020	0.51	0.05	1.38	2.92	4.35
		1	0.013	0.32	0.013	0.32	0.020	0.51	0.05	1.34	2.78	4.14
1411012	30	7	0.004	0.1	0.012	0.3	0.020	0.51	0.05	1.32	2.53	3.76
		1	0.010	0.254	0.010	0.254	0.020	0.51	0.05	1.274	2.47	3.68



COPYRIGHT

This document is protected under copyright law and is the property of Casmoc Cable. Data contained herein is confidential to Casmoc Cable and this document and/or any part of the data contained herein may not be copied, duplicated, or released for the manufacturing or sale of equipment outside of Casmoc Cable or any affiliates without the prior written authorization of Casmoc Cable.

CAUTION

The information included in this catalog is intended as a guideline only. For applications that require tight tolerances, please contact Casmoc Cable for dimensional verification. Information herein is believed to be accurate as of the publication date; however, if an error exists it is unintentional and Casmoc Cable is not responsible for any claim traceable to such error.



CASFLON™ 250 UL/cUL

Style 1727

-65°C to +250°C, 600V

Casmocable Part No.	Wire gauge	Conductor structure			Conductor Diameter		Wall thickness		Final O.D.		Approx. Wt.	
	(AWG)	# Strands	Diam. Of Strands		(in)	(mm)	(in)	(mm)	(in)	(mm)	(lb./kft)	(kg/km)
			(in)	(mm)								
1411013	32	7	0.003	0.08	0.009	0.24	0.020	0.51	0.05	1.26	1.73	2.57
		1	0.008	0.20	0.008	0.2	0.020	0.51	0.05	1.22	1.68	2.50



COPYRIGHT

This document is protected under copyright law and is the property of Casmocable. Data contained herein is confidential to Casmocable and this document and/or any part of the data contained herein may not be copied, duplicated, or released for the manufacturing or sale of equipment outside of Casmocable or any affiliates without the prior written authorization of Casmocable.

CAUTION

The information included in this catalog is intended as a guideline only. For applications that require tight tolerances, please contact Casmocable for dimensional verification. Information herein is believed to be accurate as of the publication date; however, if an error exists it is unintentional and Casmocable is not responsible for any claim traceable to such error.



CASFLON™ 250 UL/cUL

Style 1815

-65°C to +250°C, 300V

Construction

Type: electrical wire

Core: bare, tin-plated, nickel-plated, or silver-plated copper

Insulation: PTFE

Production

Range width: AWG 32 to 10

Options: Please consult us for any special requirements

Application

General use: internal cabling for electrical appliances or electronic appliances

Industry: cabling for industrial machines

Electromechanics: cabling for rotating machines

Household appliances: cabling for household electrical heating appliances

General characteristics

Weather conditions: excellent resistance to UV

Chemical behaviors: excellent resistance to aggressive chemical environments

Humidity: excellent resistance to humidity

Mechanical behaviors: excellent mechanical strength

Thermal characteristics

Operating temperature: -65°C to +250 °C

Electrical characteristics

Operating Voltage: 300V

Test voltage: 1500 V

Approvals - Standards

"Horizontal flame": as per UL approval

"FT1 flame rating": as per UL approval

"VW-1 flame test": as per UL approval

UL approval: as per standard UL 758

Casmoc Part No.	Wire gauge	Conductor structure		Conductor Diameter		Wall thickness		Final O.D.		Approx. Wt.		
	(AWG)	# Strands	Diam. Of Strands (in)	(mm)	(in)	(mm)	(in)	(mm)	(in)	(mm)	(lb./kft)	(kg/km)
1410101	10	37	0.017	0.43	0.119	3.01	0.013	0.33	0.144	3.67	34.90	51.93
1410102	12	19	0.019	0.49	0.096	2.45	0.013	0.33	0.122	3.11	23.47	34.93
1410103	14	19	0.015	0.37	0.073	1.85	0.013	0.33	0.099	2.51	17.10	24.40
1410104	16	19	0.012	0.3	0.059	1.5	0.013	0.33	0.085	2.16	11.00	16.40
1410105	17	19	0.010	0.26	0.051	1.3	0.013	0.33	0.077	1.96	9.85	14.80
1410106	18	19	0.009	0.23	0.045	1.15	0.013	0.33	0.071	1.81	8.70	13.10
1410107	20	19	0.007	0.19	0.037	0.95	0.013	0.33	0.063	1.61	5.12	7.62
		1	0.031	0.8	0.031	0.8	0.013	0.33	0.057	1.46	5.03	7.49
1410108	22	19	0.006	0.16	0.031	0.8	0.013	0.33	0.057	1.46	4.29	6.38
		1	0.026	0.65	0.026	0.65	0.013	0.33	0.052	1.31	3.65	5.43
1410109	24	7	0.008	0.2	0.024	0.6	0.013	0.33	0.050	1.26	3.13	4.66
		1	0.020	0.5	0.020	0.5	0.013	0.33	0.046	1.16	3.13	4.66
1410110	26	7	0.006	0.16	0.019	0.48	0.013	0.33	0.045	1.14	2.36	3.51
		1	0.016	0.4	0.016	0.4	0.013	0.33	0.042	1.06	2.09	3.11
1410111	28	7	0.005	0.12	0.014	0.36	0.013	0.33	0.040	1.02	1.91	2.84
		1	0.013	0.32	0.013	0.32	0.013	0.33	0.039	0.98	1.68	2.50
1410112	30	7	0.004	0.1	0.012	0.3	0.013	0.33	0.038	0.96	1.52	2.26
		1	0.010	0.254	0.010	0.254	0.013	0.33	0.036	0.914	1.38	2.05



COPYRIGHT

This document is protected under copyright law and is the property of Casmoc Cable. Data contained herein is confidential to Casmoc Cable and this document and/or any part of the data contained herein may not be copied, duplicated, or released for the manufacturing or sale of equipment outside of Casmoc Cable or any affiliates without the prior written authorization of Casmoc Cable.

CAUTION

The information included in this catalog is intended as a guideline only. For applications that require tight tolerances, please contact Casmoc Cable for dimensional verification. Information herein is believed to be accurate as of the publication date; however, if an error exists it is unintentional and Casmoc Cable is not responsible for any claim traceable to such error.



CASFLON™ 250 UL/cUL

Style 1815

-65°C to +250°C, 300V

Casmo Part No.	Wire gauge	Conductor structure			Conductor Diameter		Wall thickness		Final O.D.		Approx. Wt.	
	(AWG)	# Strands	Diam. Of Strands		(in)	(mm)	(in)	(mm)	(in)	(mm)	(lb./kft)	(kg/km)
			(in)	(mm)								
1410113	32	7	0.003	0.08	0.009	0.24	0.013	0.33	0.035	0.90	1.29	1.92
		1	0.008	0.20	0.008	0.2	0.013	0.33	0.034	0.86	1.09	1.62



COPYRIGHT

This document is protected under copyright law and is the property of Casmo Cable. Data contained herein is confidential to Casmo Cable and this document and/or any part of the data contained herein may not be copied, duplicated, or released for the manufacturing or sale of equipment outside of Casmo Cable or any affiliates without the prior written authorization of Casmo Cable.

CAUTION

The information included in this catalog is intended as a guideline only. For applications that require tight tolerances, please contact Casmo Cable for dimensional verification. Information herein is believed to be accurate as of the publication date; however, if an error exists it is unintentional and Casmo Cable is not responsible for any claim traceable to such error.



CASFLON™ 250 UL/cUL

Style 1882

65°C to +250°C, 150V

Construction

Type: electrical wire

Core: bare, tin-plated, nickel-plated, or silver-plated copper

Insulation: PFA

Production

Range width: AWG 32 to 16

Options: Please consult us for any special requirements

Application

General use: internal cabling for electrical appliances or electronic appliances

Industry: cabling for industrial machines

Electromechanics: cabling for rotating machines

Household appliances: cabling for household electrical heating appliances

General characteristics

Weather conditions: excellent resistance to UV

Chemical behaviors: excellent resistance to aggressive chemical environments

Humidity: excellent resistance to humidity

Mechanical behaviors: excellent mechanical strength

Thermal characteristics

Operating temperature: -65°C to +250 °C

Electrical characteristics

Operating Voltage: 150V

Test voltage: 1300 V

Approvals - Standards

"Horizontal flame": as per UL approval

"FT1 flame rating": as per UL approval

"VW-1 flame test": as per UL approval

UL approval: as per standard UL 758

Casmoc Part No.	Wire gauge	Conductor structure		Conductor Diameter		Wall thickness		Final O.D.		Approx. Wt.	
	(AWG)	# Strands	Diam. Of Strands (in) (mm)	(in)	(mm)	(in)	(mm)	(in)	(mm)	(lb./kft)	(kg/km)
1410701	16	19	0.012 0.3	0.059	1.5	0.009	0.23	0.077	1.96	9.98	14.84
1410702	17	19	0.010 0.26	0.051	1.3	0.009	0.23	0.069	1.76	8.29	12.33
1410703	18	19	0.009 0.23	0.045	1.15	0.009	0.23	0.063	1.61	6.60	9.81
1410704	20	19	0.007 0.19	0.037	0.95	0.009	0.23	0.056	1.41	4.44	6.61
		1	0.031 0.8	0.031	0.8	0.009	0.23	0.050	1.26	4.30	6.40
1410705	22	19	0.006 0.16	0.031	0.8	0.009	0.23	0.050	1.26	3.25	4.83
		1	0.026 0.65	0.026	0.65	0.009	0.23	0.044	1.11	2.63	3.91
1410706	24	7	0.008 0.2	0.024	0.6	0.009	0.23	0.042	1.06	2.27	3.38
		1	0.020 0.5	0.020	0.5	0.009	0.23	0.038	0.96	2.06	3.07
1410707	26	7	0.006 0.16	0.019	0.48	0.009	0.23	0.037	0.94	1.67	2.48
		1	0.016 0.4	0.016	0.4	0.009	0.23	0.034	0.86	1.46	2.17
1410708	28	7	0.005 0.12	0.014	0.36	0.009	0.23	0.032	0.82	1.32	1.96
		1	0.013 0.32	0.013	0.32	0.009	0.23	0.031	0.78	1.25	1.86
1410709	30	7	0.004 0.1	0.012	0.3	0.009	0.23	0.030	0.76	1.04	1.55
		1	0.010 0.254	0.010	0.254	0.009	0.23	0.028	0.714	0.89	1.33
1410710	32	7	0.003 0.08	0.009	0.24	0.009	0.23	0.028	0.7	0.83	1.23
		1	0.008 0.20	0.008	0.2	0.009	0.23	0.026	0.66	0.76	1.13



COPYRIGHT

This document is protected under copyright law and is the property of Casmoc Cable. Data contained herein is confidential to Casmoc Cable and this document and/or any part of the data contained herein may not be copied, duplicated, or released for the manufacturing or sale of equipment outside of Casmoc Cable or any affiliates without the prior written authorization of Casmoc Cable.

CAUTION

The information included in this catalog is intended as a guideline only. For applications that require tight tolerances, please contact Casmoc Cable for dimensional verification. Information herein is believed to be accurate as of the publication date; however, if an error exists it is unintentional and Casmoc Cable is not responsible for any claim traceable to such error.



CASFLON™ 250 UL/cUL

Style 10142

-65°C to +250°C, 600V

Construction

Type: electrical wire

Core: bare, tin-plated, nickel-plated, or silver-plated copper

Insulation: PFA

Production

Range width: AWG 24 to 10

Options: Please consult us for any special requirements

Application

General use: internal cabling for electrical appliances or electronic appliances

Industry: cabling for industrial machines

Electromechanics: cabling for rotating machines

Household appliances: cabling for household electrical heating appliances

General characteristics

Weather conditions: excellent resistance to UV

Chemical behaviors: excellent resistance to aggressive chemical environments

Humidity: excellent resistance to humidity

Mechanical behaviors: excellent mechanical strength

Thermal characteristics

Operating temperature: -65°C to +250 °C

Electrical characteristics

Operating Voltage: 600V

Test voltage: 2000 V

Approvals - Standards

"Horizontal flame": as per UL approval

"FT1 flame rating": as per UL approval

"VW-1 flame test": as per UL approval

UL approval: as per standard UL 758

Casmo Part No.	Wire gauge	Conductor structure			Conductor Diameter		Wall thickness		Final O.D.		Approx. Wt.	
	(AWG)	# Strands	Diam. Of Strands		(in)	(mm)	(in)	(mm)	(in)	(mm)	(lb./kft)	(kg/km)
			(in)	(mm)								
1411101	10	37	0.017	0.43	0.119	3.01	0.022	0.56	0.163	4.13	42.74	63.60
1411102	12	19	0.019	0.49	0.096	2.45	0.022	0.56	0.141	3.57	28.90	43.00
1411103	14	19	0.015	0.37	0.073	1.85	0.022	0.56	0.117	2.97	19.42	24.40
1411104	16	19	0.012	0.3	0.059	1.5	0.022	0.56	0.103	2.62	13.91	16.40
1411105	17	19	0.010	0.26	0.051	1.3	0.022	0.56	0.095	2.42	0.00	14.80
1411106	18	19	0.009	0.23	0.045	1.15	0.022	0.56	0.089	2.27	11.16	13.10
1411107	20	19	0.007	0.19	0.037	0.95	0.022	0.56	0.081	2.07	8.27	12.30
		1	0.031	0.8	0.031	0.8	0.022	0.56	0.076	1.92	7.46	11.10
1411108	22	19	0.006	0.16	0.031	0.8	0.022	0.56	0.076	1.92	6.23	9.27
		1	0.026	0.65	0.026	0.65	0.022	0.56	0.070	1.77	5.45	8.11
1411109	24	7	0.008	0.2	0.024	0.6	0.022	0.56	0.068	1.72	4.91	7.30
		1	0.020	0.5	0.020	0.5	0.022	0.56	0.064	1.62	4.43	6.59



COPYRIGHT

This document is protected under copyright law and is the property of Casmo Cable. Data contained herein is confidential to Casmo Cable and this document and/or any part of the data contained herein may not be copied, duplicated, or released for the manufacturing or sale of equipment outside of Casmo Cable or any affiliates without the prior written authorization of Casmo Cable.

CAUTION

The information included in this catalog is intended as a guideline only. For applications that require tight tolerances, please contact Casmo Cable for dimensional verification. Information herein is believed to be accurate as of the publication date; however, if an error exists it is unintentional and Casmo Cable is not responsible for any claim traceable to such error.



CASFLON™ 250 UL/cUL

Style 10362

-65°C to +250°C, 600V

Construction

Type: electrical wire

Core: bare, tin-plated, nickel-plated, or silver-plated copper

Insulation: PFA

Production

Range width: AWG 30 to 10

Options: Please consult us for any special requirements

Application

General use: internal cabling for electrical appliances or electronic appliances

Industry: cabling for industrial machines

Electromechanics: cabling for rotating machines

Household appliances: cabling for household electrical heating appliances

General characteristics

Weather conditions: excellent resistance to UV

Chemical behaviors: excellent resistance to aggressive chemical environments

Humidity: excellent resistance to humidity

Mechanical behaviors: excellent mechanical strength

Thermal characteristics

Operating temperature: -65°C to +250 °C

Electrical characteristics

Operating Voltage: 600V

Test voltage: 2000 V

Approvals - Standards

“Horizontal flame”: as per UL approval

“FT1 flame rating”: as per UL approval

“VW-1 flame test”: as per UL approval

UL approval: as per standard UL 758

Casmoc Part No.	Wire gauge	Conductor structure		Conductor Diameter		Wall thickness		Final O.D.		Approx. Wt.		
	(AWG)	# Strands	Diam. Of Strands		(in)	(mm)	(in)	(mm)	(in)	(mm)	(lb./kft)	(kg/km)
			(in)	(mm)								
1411201	10	37	0.017	0.43	0.119	3.01	0.010	0.26	0.14	3.53	31.94	47.53
1411202	12	19	0.019	0.49	0.096	2.45	0.010	0.26	0.12	2.97	21.49	31.97
1411203	14	19	0.015	0.37	0.073	1.85	0.010	0.26	0.09	2.37	16.41	24.43
1411204	16	19	0.012	0.3	0.059	1.5	0.010	0.26	0.08	2.02	10.25	15.25
1411205	17	19	0.010	0.26	0.051	1.3	0.010	0.26	0.07	1.82	8.53	12.69
1411206	18	19	0.009	0.23	0.045	1.15	0.010	0.26	0.07	1.67	6.80	10.12
1411207	20	19	0.007	0.19	0.037	0.95	0.010	0.26	0.06	1.47	4.72	7.02
		1	0.031	0.8	0.031	0.8	0.010	0.26	0.05	1.32	4.43	6.59
1411208	22	19	0.006	0.16	0.031	0.8	0.010	0.26	0.05	1.32	3.48	5.18
		1	0.026	0.65	0.026	0.65	0.010	0.26	0.05	1.17	3.03	4.51
1411209	24	7	0.008	0.2	0.024	0.6	0.010	0.26	0.04	1.12	2.38	3.54
		1	0.020	0.5	0.020	0.5	0.010	0.26	0.04	1.02	2.16	3.21
1411210	26	7	0.006	0.16	0.019	0.48	0.010	0.26	0.04	1.00	1.77	2.63
		1	0.016	0.4	0.016	0.4	0.010	0.26	0.04	0.92	1.55	2.31
1411211	28	7	0.005	0.12	0.014	0.36	0.010	0.26	0.03	0.88	1.32	1.96
		1	0.013	0.32	0.013	0.32	0.010	0.26	0.03	0.84	1.18	1.76
1411212	30	7	0.004	0.1	0.012	0.3	0.010	0.26	0.03	0.82	1.06	1.58
		1	0.010	0.254	0.010	0.254	0.010	0.26	0.03	0.774	0.92	1.37



COPYRIGHT

This document is protected under copyright law and is the property of Casmoc Cable. Data contained herein is confidential to Casmoc Cable and this document and/or any part of the data contained herein may not be copied, duplicated, or released for the manufacturing or sale of equipment outside of Casmoc Cable or any affiliates without the prior written authorization of Casmoc Cable.

CAUTION

The information included in this catalog is intended as a guideline only. For applications that require tight tolerances, please contact Casmoc Cable for dimensional verification. Information herein is believed to be accurate as of the publication date; however, if an error exists it is unintentional and Casmoc Cable is not responsible for any claim traceable to such error.



CASFLON™ 250 UL/cUL

Style 10393

-65°C to +250°C, 600V

Construction

Type: electrical wire

Core: bare, tin-plated, nickel-plated, or silver-plated copper

Insulation: PTFE

Production

Range width: AWG 32 to 10

Options: Please consult us for any special requirements

Application

General use: internal cabling for electrical appliances or electronic appliances

Industry: cabling for industrial machines

Electromechanics: cabling for rotating machines

Household appliances: cabling for household electrical heating appliances

General characteristics

Weather conditions: excellent resistance to UV

Chemical behaviors: excellent resistance to aggressive chemical environments

Humidity: excellent resistance to humidity

Mechanical behaviors: excellent mechanical strength

Thermal characteristics

Operating temperature: -65°C to +250 °C

Electrical characteristics

Operating Voltage: 600V

Test voltage: 2000 V

Approvals - Standards

"Horizontal flame": as per UL approval

"FT1 flame rating": as per UL approval

"VW-1 flame test": as per UL approval

UL approval: as per standard UL 758

Casmoc Part No.	Wire gauge	Conductor structure		Conductor Diameter		Wall thickness		Final O.D.		Approx. Wt.	
	(AWG)	# Strands	Diam. Of Strands (in) (mm)	(in)	(mm)	(in)	(mm)	(in)	(mm)	(lb./kft)	(kg/km)
1410501	10	37	0.017 0.43	0.119	3.01	0.013	0.33	0.144	3.67	34.90	51.93
1410502	12	19	0.019 0.49	0.096	2.45	0.013	0.33	0.122	3.11	23.47	34.93
1410503	14	19	0.015 0.37	0.073	1.85	0.013	0.33	0.099	2.51	17.10	24.40
1410504	16	19	0.012 0.3	0.059	1.5	0.013	0.33	0.085	2.16	11.00	16.40
1410505	17	19	0.010 0.26	0.051	1.3	0.013	0.33	0.077	1.96	9.85	14.80
1410506	18	19	0.009 0.23	0.045	1.15	0.013	0.33	0.071	1.81	8.70	13.10
1410507	20	19	0.007 0.19	0.037	0.95	0.013	0.33	0.063	1.61	5.12	7.62
		1	0.031 0.8	0.031	0.8	0.013	0.33	0.057	1.46	5.03	7.49
1410508	22	19	0.006 0.16	0.031	0.8	0.013	0.33	0.057	1.46	4.29	6.38
		1	0.026 0.65	0.026	0.65	0.013	0.33	0.052	1.31	3.65	5.43
1410509	24	7	0.008 0.2	0.024	0.6	0.013	0.33	0.050	1.26	3.13	4.66
		1	0.020 0.5	0.020	0.5	0.013	0.33	0.046	1.16	3.13	4.66
1410510	26	7	0.006 0.16	0.019	0.48	0.013	0.33	0.045	1.14	2.36	3.51
		1	0.016 0.4	0.016	0.4	0.013	0.33	0.042	1.06	2.09	3.11
1410511	28	7	0.005 0.12	0.014	0.36	0.013	0.33	0.040	1.02	1.91	2.84
		1	0.013 0.32	0.013	0.32	0.013	0.33	0.039	0.98	1.68	2.50
1410512	30	7	0.004 0.1	0.012	0.3	0.013	0.33	0.038	0.96	1.52	2.26
		1	0.010 0.254	0.010	0.254	0.013	0.33	0.036	0.914	1.38	2.05



COPYRIGHT

This document is protected under copyright law and is the property of Casmoc Cable. Data contained herein is confidential to Casmoc Cable and this document and/or any part of the data contained herein may not be copied, duplicated, or released for the manufacturing or sale of equipment outside of Casmoc Cable or any affiliates without the prior written authorization of Casmoc Cable.

CAUTION

The information included in this catalog is intended as a guideline only. For applications that require tight tolerances, please contact Casmoc Cable for dimensional verification. Information herein is believed to be accurate as of the publication date; however, if an error exists it is unintentional and Casmoc Cable is not responsible for any claim traceable to such error.



CASFLON™ 250 UL/cUL

Style 10393

-65°C to +250°C, 600V

Casmoc Part No.	Wire gauge	Conductor structure			Conductor Diameter		Wall thickness		Final O.D.		Approx. Wt.	
	(AWG)	# Strands	Diam. Of Strands		(in)	(mm)	(in)	(mm)	(in)	(mm)	(lb./kft)	(kg/km)
			(in)	(mm)								
1410513	32	7	0.003	0.08	0.009	0.24	0.013	0.33	0.035	0.90	1.29	1.92
		1	0.008	0.20	0.008	0.2	0.013	0.33	0.034	0.86	1.09	1.62



COPYRIGHT

This document is protected under copyright law and is the property of Casmoc Cable. Data contained herein is confidential to Casmoc Cable and this document and/or any part of the data contained herein may not be copied, duplicated, or released for the manufacturing or sale of equipment outside of Casmoc Cable or any affiliates without the prior written authorization of Casmoc Cable.

CAUTION

The information included in this catalog is intended as a guideline only. For applications that require tight tolerances, please contact Casmoc Cable for dimensional verification. Information herein is believed to be accurate as of the publication date; however, if an error exists it is unintentional and Casmoc Cable is not responsible for any claim traceable to such error.



CASFLON™ 250 UL/cUL

Style 10486

-65°C to +250°C, 300V

Construction

Type: electrical wire

Core: bare, tin-plated, nickel-plated, or silver-plated copper

Insulation: PFA

Production

Range width: AWG 32 to 10

Options: Please consult us for any special requirements

Application

General use: internal cabling for electrical appliances or electronic appliances

Industry: cabling for industrial machines

Electromechanics: cabling for rotating machines

Household appliances: cabling for household electrical heating appliances

General characteristics

Weather conditions: excellent resistance to UV

Chemical behaviors: excellent resistance to aggressive chemical environments

Humidity: excellent resistance to humidity

Mechanical behaviors: excellent mechanical strength

Thermal characteristics

Operating temperature: -65°C to +250 °C

Electrical characteristics

Operating Voltage: 300V

Test voltage: 1500 V

Approvals - Standards

"Horizontal flame": as per UL approval

"FT1 flame rating": as per UL approval

"VW-1 flame test": as per UL approval

UL approval: as per standard UL 758

Casmoc Part No.	Wire gauge	Conductor structure		Conductor Diameter		Wall thickness		Final O.D.		Approx. Wt.		
	(AWG)	# Strands	Diam. Of Strands (in)	(mm)	(in)	(mm)	(in)	(mm)	(in)	(mm)	(lb./kft)	(kg/km)
1410901	10	37	0.017	0.43	0.119	3.01	0.009	0.23	0.137	3.47	31.94	47.53
1410902	12	19	0.019	0.49	0.096	2.45	0.009	0.23	0.115	2.91	21.49	31.97
1410903	14	19	0.015	0.37	0.073	1.85	0.009	0.23	0.091	2.31	16.41	24.43
1410904	16	19	0.012	0.3	0.059	1.5	0.009	0.23	0.077	1.96	9.98	14.84
1410905	17	19	0.010	0.26	0.051	1.3	0.009	0.23	0.069	1.76	8.29	12.33
1410906	18	19	0.009	0.23	0.045	1.15	0.009	0.23	0.063	1.61	6.60	9.81
1410907	20	19	0.007	0.19	0.037	0.95	0.009	0.23	0.056	1.41	4.44	6.61
		1	0.031	0.8	0.031	0.8	0.009	0.23	0.050	1.26	4.30	6.40
1410908	22	19	0.006	0.16	0.031	0.8	0.009	0.23	0.050	1.26	3.25	4.83
		1	0.026	0.65	0.026	0.65	0.009	0.23	0.044	1.11	2.63	3.91
1410909	24	7	0.008	0.2	0.024	0.6	0.009	0.23	0.042	1.06	2.27	3.38
		1	0.020	0.5	0.020	0.5	0.009	0.23	0.038	0.96	2.06	3.07
1410910	26	7	0.006	0.16	0.019	0.48	0.009	0.23	0.037	0.94	1.67	2.48
		1	0.016	0.4	0.016	0.4	0.009	0.23	0.034	0.86	1.46	2.17
1410911	28	7	0.005	0.12	0.014	0.36	0.009	0.23	0.032	0.82	1.32	1.96
		1	0.013	0.32	0.013	0.32	0.009	0.23	0.031	0.78	1.25	1.86
1410912	30	7	0.004	0.1	0.012	0.3	0.009	0.23	0.030	0.76	1.04	1.55
		1	0.010	0.254	0.010	0.254	0.009	0.23	0.028	0.714	0.89	1.33



COPYRIGHT

This document is protected under copyright law and is the property of Casmoc Cable. Data contained herein is confidential to Casmoc Cable and this document and/or any part of the data contained herein may not be copied, duplicated, or released for the manufacturing or sale of equipment outside of Casmoc Cable or any affiliates without the prior written authorization of Casmoc Cable.

CAUTION

The information included in this catalog is intended as a guideline only. For applications that require tight tolerances, please contact Casmoc Cable for dimensional verification. Information herein is believed to be accurate as of the publication date; however, if an error exists it is unintentional and Casmoc Cable is not responsible for any claim traceable to such error.



CASFLON™ 250 UL/cUL

Style 10486

-65°C to +250°C, 300V

Casmoc Part No.	Wire gauge	Conductor structure			Conductor Diameter		Wall thickness		Final O.D.		Approx. Wt.	
	(AWG)	# Strands	Diam. Of Strands		(in)	(mm)	(in)	(mm)	(in)	(mm)	(lb./kft)	(kg/km)
			(in)	(mm)								
1410913	32	7	0.003	0.08	0.009	0.24	0.009	0.23	0.028	0.7	0.83	1.23
		1	0.008	0.20	0.008	0.2	0.009	0.23	0.026	0.66	0.76	1.13



COPYRIGHT

This document is protected under copyright law and is the property of Casmoc Cable. Data contained herein is confidential to Casmoc Cable and this document and/or any part of the data contained herein may not be copied, duplicated, or released for the manufacturing or sale of equipment outside of Casmoc Cable or any affiliates without the prior written authorization of Casmoc Cable.

CAUTION

The information included in this catalog is intended as a guideline only. For applications that require tight tolerances, please contact Casmoc Cable for dimensional verification. Information herein is believed to be accurate as of the publication date; however, if an error exists it is unintentional and Casmoc Cable is not responsible for any claim traceable to such error.



CASFLON™ 250 UL/cUL

Style 10818

-65°C to +250°C, 600V

Construction

Type: electrical wire

Core: bare, tin-plated, nickel-plated, or silver-plated copper

Insulation: PFA

Production

Range width: AWG 32 to 12

Options: Please consult us for any special requirements

Application

General use: internal cabling for electrical appliances or electronic appliances

Industry: cabling for industrial machines

Electromechanics: cabling for rotating machines

Household appliances: cabling for household electrical heating appliances

General characteristics

Weather conditions: excellent resistance to UV

Chemical behaviors: excellent resistance to aggressive chemical environments

Humidity: excellent resistance to humidity

Mechanical behaviors: excellent mechanical strength

Thermal characteristics

Operating temperature: -65°C to +250 °C

Electrical characteristics

Operating Voltage: 600V

Test voltage: 2000 V

Approvals - Standards

"Horizontal flame": as per UL approval

"FT1 flame rating": as per UL approval

"VW-1 flame test": as per UL approval

UL approval: as per standard UL 758

Casmoc Part No.	Wire gauge	Conductor structure		Conductor Diameter		Wall thickness		Final O.D.		Approx. Wt.	
	(AWG)	# Strands	Diam. Of Strands (in) (mm)	(in)	(mm)	(in)	(mm)	(in)	(mm)	(lb./kft)	(kg/km)
1411302	12	19	0.019 0.49	0.096	2.45	0.020	0.51	0.14	3.47	28.10	41.82
1411303	14	19	0.015 0.37	0.073	1.85	0.020	0.51	0.11	2.87	18.70	24.40
1411304	16	19	0.012 0.3	0.059	1.5	0.020	0.51	0.10	2.52	13.30	16.40
1411305	17	19	0.010 0.26	0.051	1.3	0.020	0.51	0.09	2.32	11.95	14.80
1411306	18	19	0.009 0.23	0.045	1.15	0.020	0.51	0.09	2.17	10.60	13.10
1411307	20	19	0.007 0.19	0.037	0.95	0.020	0.51	0.08	1.97	7.71	11.47
		1	0.031 0.8	0.031	0.8	0.020	0.51	0.07	1.82	7.00	10.42
1411308	22	19	0.006 0.16	0.031	0.8	0.020	0.51	0.07	1.82	5.78	8.60
		1	0.026 0.65	0.026	0.65	0.020	0.51	0.07	1.67	5.03	7.49
1411309	24	7	0.008 0.2	0.024	0.6	0.020	0.51	0.06	1.62	4.49	6.68
		1	0.020 0.5	0.020	0.5	0.020	0.51	0.06	1.52	4.01	5.97
1411310	26	7	0.006 0.16	0.019	0.48	0.020	0.51	0.06	1.50	3.65	5.43
		1	0.016 0.4	0.016	0.4	0.020	0.51	0.06	1.42	3.27	4.87
1411311	28	7	0.005 0.12	0.014	0.36	0.020	0.51	0.05	1.38	2.92	4.35
		1	0.013 0.32	0.013	0.32	0.020	0.51	0.05	1.34	2.78	4.14
1411312	30	7	0.004 0.1	0.012	0.3	0.020	0.51	0.05	1.32	2.53	3.76
		1	0.010 0.254	0.010	0.254	0.020	0.51	0.05	1.274	2.47	3.68
1411313	32	7	0.003 0.08	0.009	0.24	0.020	0.51	0.05	1.26	1.73	2.57




COPYRIGHT

This document is protected under copyright law and is the property of Casmoc Cable. Data contained herein is confidential to Casmoc Cable and this document and/or any part of the data contained herein may not be copied, duplicated, or released for the manufacturing or sale of equipment outside of Casmoc Cable or any affiliates without the prior written authorization of Casmoc Cable.

CAUTION

The information included in this catalog is intended as a guideline only. For applications that require tight tolerances, please contact Casmoc Cable for dimensional verification. Information herein is believed to be accurate as of the publication date; however, if an error exists it is unintentional and Casmoc Cable is not responsible for any claim traceable to such error.



1100 Town & Country Road, Suite 1250 Orange, California, 92868

Phone: +1 (714) 941-0606, Email: support@casmocable.com

www.casmocable.com